

ภาคผนวกที่ 4

เอกสารสอบเทียบความถูกต้องของเครื่องมือตรวจวัดคุณภาพสิ่งแวดล้อม

ลำดับที่ 1	คุณภาพอากาศจากปล่อง
ลำดับที่ 2	คุณภาพอากาศในบรรยากาศ
ลำดับที่ 3	คุณภาพน้ำ
ลำดับที่ 4	คุณภาพเสียง
ลำดับที่ 5	ระดับเสียงในบรรยากาศ
ลำดับที่ 6	ระดับเสียงในสถานประกอบการ

**ตารางสรุปรายการเอกสารการสอบเทียบความถูกต้องของเครื่องมือเก็บตัวอย่าง
และเครื่องมือตรวจวิเคราะห์คุณภาพสิ่งแวดล้อม**

รายการตรวจวัด	เครื่องมือเก็บตัวอย่าง	เครื่องมือตรวจวิเคราะห์
	ชื่อเครื่องมือ	ชื่อเครื่องมือ
1. คุณภาพอากาศจากปล่อง		
Total Suspended Particulate	Console No. R05 Pitot Tube No. B48	Digital Balance
Oxides of Nitrogen	Vacuum Gauge	Spectrophotometer
Sulfur Dioxide	Personal Pump SKC No. R24 Rotameter No. H-R02, H-R04	-
Carbon Monoxide	Personal Pump SKC No. R39 Rotameter No. H-R04	CO Analyzer No. R01
PM ₁₀	Console No. R05 Pitot Tube No. R48	Digital Balance
PM _{2.5}	Console No. R05 Pitot Tube No. R48	Digital Balance
2. คุณภาพอากาศในบรรยากาศ		
Total Suspended Particulate	High Volume Air Sampler No. R01, R03, R16	Digital Balance
PM ₁₀	High Volume Air Sampler Blower & Recorder No. R06, R07, R11	Digital Balance
SO ₂	SO ₂ Analyzer No. R05, R07, R08	SO ₂ Analyzer No. R05, R07, R08
NO ₂	NO/NO ₂ /NO _x Analyzer No. R02, R04, R06	NO/NO ₂ /NO _x Analyzer No. R02, R04, R06
3. คุณภาพน้ำ		
pH	-	pH Meter
Total Suspended Solids	-	Digital Balance
Total Dissolved Solids	-	Digital Balance
BOD ₅	-	BOD Analyzer
COD	-	COD Reactor
Grease & Oil	-	Digital Balance
Phosphate	-	Spectrophotometer
Free Chlorine	-	Spectrophotometer
Arsenic	-	AAS
Mercury	-	AAS
Cadmium	-	ICP
Total Chromium	-	ICP
Lead	-	ICP

รายการตรวจวัด	เครื่องมือเก็บตัวอย่าง	เครื่องมือตรวจวิเคราะห์
	ชื่อเครื่องมือ	ชื่อเครื่องมือ
4. คุณภาพน้ำ		
Chromium	-	ICP
Lead	-	ICP
Mercury	-	AAS
Cadmium	-	ICP
Copper	-	ICP
Arsenic	-	Digital Balance
5. ระดับเสียงในบรรยากาศ		
Leq 5 min, Leq 1 hr., Leq 24 hrs., Lmax, L90, เสียงพื้นฐาน, เสียงรบกวน	Acoustic Calibrator Sound Level Meter ACO-R22, R23, R29, R30, R34, R38, R46 Acoustic Calibrator Sound Level Meter CR-B05, B06, B07	- -
6. ระดับเสียงในสถานประกอบการ		
Leq 24 hr และ TWA	Acoustic Calibrator Sound Level Meter ACO-R51, R52	-

ลำดับที่ 1

คุณภาพอากาศจากปล่อง



บริษัท เอส.พี.เอส. คอนซัลติ้ง เซอร์วิส จำกัด
S.P.S. CONSULTING SERVICE CO., LTD.
7 ซอยพหลโยธิน 24 ถนนพหลโยธิน แขวงจอมพล เขตจตุจักร กรุงเทพฯ 10900
7 Soi Phaholyothin 24, Phaholyothin Rd., Jompol, Chatuchak, Bangkok 10900
Tel : (662) 939-4370-72, Fax : (662) 513-4221, E-mail : sale@spscon.com., www.spscon.com

Console Calibration Report

Calibration Method

Critical Orifices

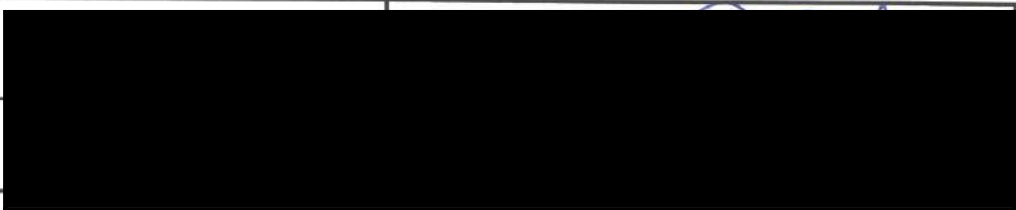
Calibration Data

Console Data		Calibration Data		
No.	Serial No.	Date	y	ΔH_{g} (mmH ₂ O)
B01	1563	01/03/2024	1.003	50.38
B02	8002514	04/03/2024	1.002	49.73
B03	1503016	02/03/2024	0.997	50.45
B04	00006659	01/03/2024	1.004	49.97
B05	00007428	02/03/2024	0.996	49.65
R01	1561	02/03/2024	0.999	50.18
R02	8002513	01/03/2024	1.005	50.04
R03	1570	03/03/2024	0.998	49.82
R04	8002519	02/03/2024	1.004	49.58
R05	1503015	03/03/2024	1.002	50.33

Remark : Accept Value of y (test) is $0.97 < y < 1.03$

Accept Value of ΔH_{g} (test) is 46.7 ± 6.4 (mmH₂O)

Calibrated by :





บริษัท เอส.พี.เอส. คอนซัลติ้ง เซอร์วิส จำกัด
S.P.S. CONSULTING SERVICE CO., LTD.
7 ซอยพหลโยธิน 24 ถนนพหลโยธิน แขวงจอมพล เขตจตุจักร กรุงเทพฯ 10900
7 Soi Phaholyothin 24, Phaholyothin Rd., Jompol, Chatuchak, Bangkok 10900
Tel : (662) 939-4370-72, Fax : (662) 513-4221, E-mail : sale@spscon.com, www.spscon.com

Pitot Tube Calibration Report

Calibration Method

Standard Pitot Tube

Calibration Data

Pitot Tube Data			Calibration Data		
No.	Type of Pitot	Coefficient of Standard Pitot	Date	Avg. of Cp (test)	
				Side A	Side B
B36	S	0.99	02/02/2024	0.84	0.83
B37	S	0.99	02/02/2024	0.84	0.84
B38	S	0.99	01/02/2024	0.84	0.84
B39	S	0.99	02/02/2024	0.85	0.84
B40	S	0.99	02/02/2024	0.84	0.83
B41	S	0.99	01/02/2024	0.84	0.85
B44	S	0.99	01/02/2024	0.85	0.84
B45	S	0.99	02/02/2024	0.83	0.84
B46	S	0.99	01/02/2024	0.84	0.85
B47	S	0.99	03/02/2024	0.84	0.84
B48	S	0.99	03/02/2024	0.84	0.85
B49	S	0.99	01/02/2024	0.83	0.84
B54	S	0.99	01/02/2024	0.84	0.85
B56	S	0.99	02/02/2024	0.84	0.84
B57	S	0.99	01/02/2024	0.83	0.84
B58	S	0.99	02/02/2024	0.84	0.85

Remark : Accept value of Cp (test) is 0.84 ± 0.01

Calibrated by :



CALIBRATION LABORATORY Co., LTD.

2/10-11,14,55 Soi Prasert Manukit 29 Yaek 4, Prasert Manukit Rd., Ladphrao, Bangkok 10230
Tel. 02-578-0353-4 Fax: 02-578-2672 www.cal-laboratory.com E-mail:sale@cal-laboratory.com



CERTIFICATE OF CALIBRATION

FOR

NOMENCLATURE : VACUUM GAUGE
MANUFACTURER : HI-LIGHT
MODEL / TYPE : N/A
SERIAL NO. : N/A[64-220066-4]
CLID. NO. : 212201115
JOB CONTROL NO. : 230725081568

CUSTOMER : S.P.S. CONSULTING SERVICE CO., LTD.
7 SOI PHAHOLYOTHIN 24 ROAD., JOMPOL,
CHATUCHAK, BANGKOK 10900

DATE OF RECEIVED : 25 July 2023

DATE OF ISSUED : 31 July 2023

Report of calibration screening must not be taken in part. Except complete. Without the approval of the Calibration Laboratory Co., Ltd.

Calibrated By : Sittipong Pimdee
Calibration Engineer

Approved By :



31 July 2023



This Calibration Certificate documents the traceability to national standards, which realize the units of measurement according to the International System of Units (SI)

Certificate No. Q23081568

F3-011-04/01-12

page 1 of 3



@clccalibration

REPORT OF CALIBRATION FOR

NOMENCLATURE	:	VACUUM GAUGE
MANUFACTURER	:	HI-LIGHT
MODEL / TYPE	:	N/A
SERIAL NO.	:	N/A[64-220066-4]
DATE OF CALIBRATION	:	26 July 2023
DUE DATE OF CALIBRATION	:	26 July 2024

ENVIRONMENT CONDITIONS :

Temperature : $(23 \pm 2) ^\circ\text{C}$

Relative Humidity : $(55 \pm 10) \% \text{RH}$

PROCEDURE USED :

This instrument was calibrated under procedure No. **CLC-CPPP-05** according to **DKD-R 6-1** as calibration guidelines.

The calibration was performed by direct measurement with Document Process Calibrator and Pressure Module which maintained by the Calibration Laboratory Co., Ltd.

REFERENCE STANDARD USED :

Document Process Calibrator, Fluke Model 741B S/N. 8295020 with Pressure Module Model 700PD5 S/N. 89404505.

TRACEABILITY :

The measurements are traceable to International System of Units (SI), through National Institute of Metrology (Thailand).

Certificate No. MP-0035-23, Due Date 02 February 2024.

UNCERTAINTY :

The reported uncertainty is based on a standard uncertainty multiplied by coverage factor of $k = 2$. It has been evaluated according to the "Calibration of Pressure Gauges (DKD-R 6-1)" which provides a level of confidence approximately 95%.

Certificate No. Q23081568

F3-011-04/01-12

page 2 of 3



@clccalibration



CLC
Accredited
ISO/IEC 17025

CALIBRATION LABORATORY Co., LTD.

2/10-11,14,55 Soi Prasert Manukit 29 Yaek 4, Prasert Manukit Rd., Ladphrao, Bangkok 10230
Tel. 02-578-0353-4 Fax: 02-578-2672 www.cal-laboratory.com E-mail:sale@cal-laboratory.com



CONDITION OF CALIBRATION ITEM : GOOD

MEASUREMENT RESULTS : (X) without adjustment () adjustment

The DUC was exercised by applying a known pressure from its zero to full scale 1 times. Then 2 series of known gauge pressure were applied. The STD reading were recorded and the means value were reported in the table below.

CALIBRATION DATA

CORRECTION OF PRESSURE

DUC Test point (inHg)	STD Reading (kPa)		Conversion to inHg		Correction (inHg)	
	Up	Down	Up	Down	Up	Down
0	0.00	0.00	0.0	0.0	0.0	0.0
-5	-17.61	-17.95	-5.2	-5.3	-0.2	-0.3
-10	-34.54	-34.54	-10.2	-10.2	-0.2	-0.2
-15	-51.13	-51.47	-15.1	-15.2	-0.1	-0.2
-20	-67.72	-68.06	-20.0	-20.1	0.0	-0.1
-25	-84.31	-84.31	-24.9	-24.9	+0.1	+0.1
-30	-101.24	-101.24	-29.9	-29.9	+0.1	+0.1

Uncertainty of measurement ± 0.2 inHg

Transmitting fluid : Air.

Technical Note. Conversion factor 1 kPa ; 0.2953003 inHg

Note. The Scope of Accredited ANAB Certificate No. ACDM-2814 Version 008 Page 36 of 54

This report is valid for the above stated instrument/s only.

End of Certificate

Certificate No. Q23081568

F3-011-04/01-12

page 3 of 3



@clccalibration



บริษัท เอส.พี.เอส. คอนซัลติ้ง เซอร์วิส จำกัด
S.P.S. CONSULTING SERVICE CO., LTD.
7 ซอยพหลโยธิน 24 ถนนพหลโยธิน แขวงจอมพล เขตจตุจักร กรุงเทพฯ 10900
7 Soi Phaholyothin 24, Phaholyothin Rd., Jompol, Chatuchak, Bangkok 10900
Tel : (662) 939-4370-72, Fax : (662) 513-4221, E-mail : sale@spscon.com, www.spscon.com

Personal Pump Calibration Report

Calibration Method : Dry Cal Primary Flowmeter

Model : Defender 510-H

S/N : 136164

Environmental Conditions

Temperature : 25 ± 3 °C
Pressure : 1010 ± 15 mmbar

Personal Pump Data				Calibration Data								
No.	Brand	Model	Serial No.	Date	Flow Rate (mL/min)						Value From Calibration Curve	
					Setting			Actual (Q std.)				
					1	2	3	1	2	3	y	R ²
R01	SKC	224-PCXR4	602467	03/01/2024	1,000	1,500	2,000	992	1,508	2,005	1.008x – 15.012	1.000
R02	SKC	224-PCXR4	626450	04/01/2024	1,000	2,000	3,000	998	1,499	1,990	0.989x + 12.189	1.000
R03	SKC	224-PCXR4	691592	03/01/2024	1,000	1,500	2,000	1,004	1,500	2,004	1.012x – 22.718	0.999
R04	SKC	224-PCXR4	691672	04/01/2024	1,000	1,500	2,000	996	1,493	1,996	0.998x – 2.002	1.000
R05	SKC	224-PCXR4	798470	03/01/2024	1,000	1,500	2,000	993	1,507	1,999	1.013x – 29.199	0.999
R06	SKC	224-PCXR4	798456	04/01/2024	1,000	1,500	2,000	997	1,498	1,996	1.002x – 6.760	1.000
R07	SKC	224-PCXR4	798480	05/01/2024	1,000	1,500	2,000	994	1,492	1,999	1.008x – 16.153	1.000
R08	SKC	224-PCXR4	883215	05/01/2024	1,000	1,500	2,000	1,012	1,500	2,005	0.999x + 3.725	1.000
R09	SKC	224-PCXR4	034650	05/01/2024	1,000	1,500	2,000	991	1,504	2,001	1.018x – 36.179	0.999
R10	SKC	224-PCXR4	091765	03/01/2024	1,000	1,500	2,000	997	1,511	1,994	1.000x + 0.499	1.000
R11	SKC	224-PCXR4	091763	04/01/2024	1,000	1,500	2,000	1,000	1,499	2,002	1.012x – 24.042	0.999
R12	SKC	224-PCXR4	091568	03/01/2024	1,000	1,500	2,000	996	1,500	2,000	1.003x – 7.698	1.000
R13	SKC	224-PCXR4	091638	04/01/2024	1,000	1,500	2,000	1,002	1,501	1,991	0.989x + 14.781	1.000
R14	SKC	224-PCXR4	091764	03/01/2024	1,000	1,500	2,000	994	1,503	1,999	1.014x – 30.292	0.999
R15	SKC	224-PCXR8	529457	03/01/2024	1,000	1,500	2,000	1,001	1,500	2,004	1.006x – 11.543	1.000
R16	SKC	224-PCXR8	529643	05/01/2024	1,000	1,500	2,000	998	1,495	1,994	0.999x – 3.450	1.000
R17	SKC	224-PCXR8	529645	04/01/2024	1,000	1,500	2,000	995	1,509	2,001	1.015x – 30.890	0.999
R18	SKC	224-PCXR8	566756	04/01/2024	1,000	1,500	2,000	991	1,498	1,998	1.001x – 6.800	1.000
R19	SKC	224-PCXR8	566802	04/01/2024	1,000	1,500	2,000	1,002	1,499	2,000	1.010x – 20.772	0.999
R20	SKC	224-PCXR8	529089	05/01/2024	1,000	1,500	2,000	991	1,500	2,003	1.020x – 39.390	0.999
R21	SKC	224-PCXR8	665728	03/01/2024	1,000	1,500	2,000	998	1,495	1,999	1.000x – 3.937	1.000
R22	SKC	224-PCXR8	707444	03/01/2024	1,000	1,500	2,000	1,003	1,500	2,003	1.005x – 8.595	1.000
R23	SKC	224-PCXR8	761067	03/01/2024	1,000	1,500	2,000	998	1,491	1,991	0.993x + 3.358	1.000
R24	SKC	224-PCXR8	707893	04/01/2024	1,000	1,500	2,000	996	1,508	2,000	1.008x – 16.660	0.999
R25	SKC	224-PCXR8	761052	04/01/2024	1,000	1,500	2,000	1,010	1,496	1,995	0.985x + 21.199	1.000
R26	SKC	224-PCXR8	707956	04/01/2024	1,000	1,500	2,000	1,002	1,500	2,005	1.010x – 16.732	1.000
R27	SKC	224-PCXR8	707398	03/01/2024	1,000	1,500	2,000	996	1,500	2,002	1.007x – 16.201	1.000
R28	SKC	224-PCXR8	707481	05/01/2024	1,000	1,500	2,000	1,004	1,501	2,002	1.010x – 19.878	0.999
R29	SKC	224-PCXR8	707402	05/01/2024	1,000	1,500	2,000	1,003	1,494	1,989	0.986x + 16.137	1.000
R30	SKC	224-PCXR8	093811	05/01/2024	1,000	1,500	2,000	1,000	1,493	1,993	0.995x + 4.371	1.000
R31	SKC	224-PCXR8	093183	05/01/2024	1,000	1,500	2,000	1,001	1,501	2,000	1.002x – 2.800	1.000
R32	SKC	224-PCXR8	671950	05/01/2024	1,000	1,500	2,000	998	1,501	1,993	0.996x + 4.136	1.000
R33	SKC	224-PCXR4	626254	03/01/2024	1,000	1,500	2,000	994	1,502	2,000	1.015x – 32.298	0.999
R34	SKC	224-PCXR4	626131	03/01/2024	1,000	1,500	2,000	1,002	1,499	2,004	1.007x – 12.157	1.000
R35	SKC	224-PCXR8	707460	04/01/2024	1,000	1,500	2,000	999	1,498	1,995	0.994x + 6.098	1.000
R36	SKC	224-PCXR8	707446	04/01/2024	1,000	1,500	2,000	1,004	1,498	2,001	1.009x – 18.630	0.999
R37	SKC	224-PCXR8	707432	04/01/2024	1,000	1,500	2,000	996	1,499	2,000	1.000x – 1.827	1.000
R38	SKC	224-PCXR8	707349	03/01/2024	1,000	1,500	2,000	997	1,500	2,002	1.003x – 7.889	1.000
R39	SKC	224-PCXR8	761095	03/01/2024	1,000	1,500	2,000	1,001	1,497	1,994	0.998x + 1.193	1.000

Calibrated by :



บริษัท เอส.พี.เอส. คอนซัลติ้ง เซอร์วิส จำกัด
S.P.S. CONSULTING SERVICE CO., LTD.
7 ซอยพหลโยธิน 24 ถนนพหลโยธิน แขวงจอมพล เขตจตุจักร กรุงเทพฯ 10900
7 Soi Phaholyothin 24, Phaholyothin Rd., Jompol, Chatuchak, Bangkok 10900
Tel : (662) 939-4370-72, Fax : (662) 513-4221, E-mail : sale@spscon.com., www.spscon.com

Rotameter Calibration Report (For Personal Pump High Flow Adjust)

Calibration Method : Dry Cal Primary Flowmeter

Model : Defender 510-H

S/N : 136164

Calibration Data

Rotameter Data			Calibration Data								
No.	Brand	Model	Date	Flow Rate (mL/min)						Value From Calibration Curve	
				Flow Rate (Reading)			Actual (Q std.)				
				1	2	3	1	2	3	y	R ²
H-R01	Dwyer	VFB-65	03/01/2024	500	1,000	2,000	501.7	994.0	1980.7	1.000x – 3.859	0.999
H-R02	Dwyer	VFB-65	04/01/2024	500	1,000	2,000	500.8	999.1	1988.7	1.001x – 2.909	1.000
H-R03	Dwyer	VFB-65	03/01/2024	500	1,000	2,000	501.7	990.3	1997.7	0.993x + 3.830	1.000
H-R04	Dwyer	VFB-65	03/01/2024	500	1,000	2,000	496.8	992.2	2016.5	1.007x – 11.486	1.000
H-R05	Dwyer	VFB-65	04/01/2024	500	1,000	2,000	499.6	992.9	1990.7	1.002x – 4.797	1.000
H-R06	Dwyer	VFB-65	05/01/2024	500	1,000	2,000	505.2	995.4	1982.6	0.999x – 1.343	0.999

Calibrated by :





CERTIFICATE No : 24M2227

REFERENCE No : 72448-1

PAGE : 1 OF 2

Certificate of Calibration

EQUIPMENT : DIGITAL BALANCE

MANUFACTURER : METTLER TOLEDO

MODEL : XS105DU

SERIAL No : 1126422905

ID No : BA05/50

CONDITION AS RECEIVED : USED ITEM

SUBMITTED BY : S.P.S. CONSULTING SERVICE CO., LTD.
7 SOI PHAHOLYOTHIN 24, PHAHOLYOTHIN RD.,
JOMPOL, CHATUCHAK, BANGKOK 10900

CALIBRATED BY : 

CALIBRATION DATE : 08-Mar-24

APPROVED BY : 

ISSUED DATE : 14-Mar-24

RECEIVED DATE : 08-Mar-24



CERTIFICATE No : 24M2227

PAGE : 2 OF 2

Calibration Report

EQUIPMENT : DIGITAL BALANCE MODEL : XS105DU
MANUFACTURER : METTLER TOLEDO S/N : 1126422905
ID No : BA05/50 RECEIVED DATE : 08-Mar-24
AIR PRESSURE : 1010mbar \pm 1mbar CALIBRATION DATE : 08-Mar-24
AMBIENT TEMPERATURE : 25° C \pm 1° C RELATIVE HUMIDITY : 53 %RH \pm 10 % RH

CONDITION OF THIS RESULTS OF CALIBRATION

1. THIS INSTRUMENT WAS CALIBRATED BY ACCORDING TO UKAS LAB 14 EDITION 6:2019 BY USING KNOWN WEIGHT STANDARD WEIGHT. THE BALANCE WAS NOT ADJUSTED BEFORE CALIBRATION. THE BALANCE HAS NO ZERO TRACKING FUNCTION. REPEATABILITY WAS MEASURED BY USING 10 REPEATED MEASUREMENTS. LINEARITY WAS MEASURED COVERING 10 POINTS, EVENLY SPREAD OVER THE RANGE. THE INSTRUMENT WAS SET ZERO BEFORE PERFORMING THE LINEARITY TEST. OFF-CENTER LOADING WAS MEASURED BY USING STANDARD WEIGHTS PLACED ON THE PAN AND MOVED TO VARIOUS POSITIONS ON THE PAN.

2. REFERENCE STANDARD INSTRUMENTS :-

INSTRUMENT	MODEL	SERIAL No	CERTIFICATE No	DUE DATE
1) STANDARD WEIGHT SET	E2	QK-I-151	M2302013S	02-Feb-25
2) STANDARD WEIGHT	E2	15843	M2302014S	02-Feb-25

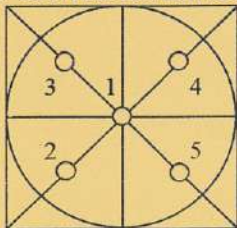
3. THE CERTIFICATE IS VALID FOR THE ITEM CALIBRATED AS SHOWN ON THE DATE AND PLACE OF CALIBRATION ONLY.
4. THIS RESULT EXCLUDE LONG TERM STABILITY OF THE UNIT UNDER CALIBRATION.
5. THIS CERTIFICATE IS TRACEABLE TO THE INTERNATIONAL SYSTEM OF UNIT MAINTAINED AT:-
- NATIONAL INSTITUTE OF METROLOGY (THAILAND) THROUGH CENTRAL BUREAU OF WEIGHTS&MEASURES

RESULT OF CALIBRATION :- WITHOUT ADJUSTMENT

1. ZERO SETTING FUNCTION : NORMAL
2. TARE FUNCTION : NORMAL
3. REPEATABILITY OF READING AT 200 g WAS 0.000055 g
4. DEPARTURE FROM NOMINAL VALUE/ LINEARITY

NOMINAL VALUE (g)	BALANCE READING (g)	CORRECTION (g)	UNCERTAINTY (\pm g)
0.00	0.00000	0.00000	0.000065
0.02	0.02001	-0.00001	0.000065
0.10	0.10002	-0.00002	0.000066
0.20	0.20001	-0.00001	0.000066
0.50	0.50001	-0.00001	0.000065
1.00	1.00003	-0.00003	0.000066
2.00	2.00001	-0.00001	0.000067
5.00	5.00001	-0.00001	0.000068
10.00	9.99994	0.00006	0.000070
20.00	20.00008	-0.00008	0.000078
50.00	50.0000	0.0000	0.00013
100.00	100.0001	-0.0001	0.00019
120.00	120.0001	-0.0001	0.00022

5. OFF CENTER LOADING ERROR



POINT	READING (g)
1	50.0000
2	50.0000
3	50.0000
4	50.0000
5	50.0000
OFF-CENTER LOADING	0.0000

NOTE: THIS CALIBRATION WAS CARRIED OUT AT THE CUSTOMER'S PLACE AT LABORATORY AREA
THE REPORTED UNCERTAINTY OF MEASUREMENT WAS BASED ON A STANDARD UNCERTAINTY MULTIPLIED BY A COVERAGE FACTOR $k=2$, PROVIDING A LEVEL OF CONFIDENCE APPROXIMATELY 95%.

END OF CALIBRATION REPORT

SITHIPHORN ASSOCIATES CO.,LTD. CALIBRATION LABORATORY



451-451/1 Sirinthorn Rd.,Bangbumru, Bangplud Bangkok 10700 THAILAND.
Tel.0-2435-8800 Fax.0-2433-1679 e-mail:cal-center@sithiphorn.com http://www.sithiphorn.com

NSC-TISI-TIS 17025
CALIBRATION 0394

Cert. No. : SP23016

Pages : 1 of 3


Calibration Certificate

Equipment : UV-VIS SPECTROPHOTOMETER
Manufacturer : PERKINELMER
Model : LAMBDA 25
Serial No.: 501S14123010
ID No.: SP03/58
Calibration Mode : WAVELENGTH ACCURACY
PHOTOMETRIC ACCURACY
Condition As Found : GOOD
Customer : S.P.S. CONSULTING SERVICE CO., LTD.
7 SOI PHAHOLYOTHIN 24, PHAHOLYOTHIN ROAD,
CHOMPHON, CHATUCHAK,
BANGKOK 10900, THAILAND.
Location : ORGANIC LABORATORY IV
Ambient Temperature : (25.0 ± 5) °C
Relative Humidity : (48.4 ± 25) %
Received Date : 30 AUGUST 2023
Calibration Date : 30 AUGUST 2023
Date of Issue : 31 AUGUST 2023

Calibrated by :

Nathakorn Pisutpaisan

Approved by :



This certificate is issued in accordance with the requirements of ISO/IEC 17025 standard, may not be reproduced other than in full, except with the prior written approval of the head of Calibration Laboratory.

Continuation of Calibration Certificate

Cert. No. : SP23016

Job No. : VC66SP0014

Pages : 2 of 3

Calibration Method :

This instrument was calibrated by using on-site calibration procedure In-house method : CP-SP-01

The calibration procedure to direct measurement wavelength accuracy by using wavelength standard solution, Photometric accuracy by using absorbance standard filter and absorbance standard solution

The calibration procedure used was based on ASTM E275-01,ASTM E925-02

Condition of this result of calibration :

1. Certified reference materials

<u>Material</u>	<u>Ref. type</u>	<u>Cell serial No.</u>	<u>Cert. No.</u>	<u>Due Date</u>
Holmium liquid	RM-HL	29706	106864	01/11/2024
Didymium liquid	RM-DL	28912	106905	02/11/2024
Neutral density filter	RM-1N2N3N	13877	106918	03/11/2024
Potassium dichromate solutions	RM-0204060810	14204	106902	02/11/2024
Potassium Iodide solution	-	KI-0701-001	CI-0090-22	08/04/2024

2. This result of calibration was found accurate as shown on date and place of calibration only.

3. This certificate is traceable to the international system of unit maintained at :

3.1 The UK National Physical Laboratory (NPL)

3.2 The National Institute of Standards and Technology, NIST.

Result of calibration : Wavelength Accuracy

(Without adjustment)

<u>Material</u>	<u>Certified Values of Reference Material (nm)</u>	<u>UUC* Reading (nm)</u>	<u>Error (nm)</u>	<u>Uncertainty ± (nm)</u>	<u>k Factor</u>
RM-HL	278.13	278.3	0.17	0.16	2.00
	361.25	361.3	0.05	0.16	2.00
	467.82	468.0	0.18	0.16	2.00
	536.56	536.6	0.04	0.16	2.00
	640.50	640.4	-0.10	0.16	2.00
RM-DL	740.09	740.0	-0.09	0.16	2.00
	864.94	865.0	0.06	0.16	2.00

UUC* = Unit Under Calibration

Continuation of Calibration Certificate

Cert. No. : SP23016
Job No. : VC66SP0014
Pages : 3 of 3

Result of calibration : Photometric Accuracy

(Without adjustment)

Material	Wavelength (nm)	Filter S/N	Nominal Absorbance (A)	Certified Absorbance (A)	UUC* Reading Absorbance (A)	Error (A)	Uncertainty ± (A)	k Factor
Neutral Density glass filter	440.0	29360	1.0	1.0517	1.0564	0.0047	0.0031	2.00
		29914	0.7	0.7445	0.7460	0.0015	0.0032	2.00
		29381	0.5	0.5416	0.5429	0.0013	0.0032	2.00
	546.1	29360	1.0	0.9821	0.9849	0.0028	0.0030	2.00
		29914	0.7	0.6961	0.6961	0.0000	0.0030	2.00
		29381	0.5	0.5073	0.5073	0.0000	0.0030	2.00
	590.0	29360	1.0	1.0222	1.0244	0.0022	0.0030	2.00
		29914	0.7	0.7237	0.7234	-0.0003	0.0030	2.00
		29381	0.5	0.5361	0.5360	-0.0001	0.0031	2.00
	635.0	29360	1.0	0.9753	0.9775	0.0022	0.0030	2.00
		29914	0.7	0.6910	0.6910	0.0000	0.0030	2.00
		29381	0.5	0.5211	0.5210	-0.0001	0.0032	2.00
Material	Wavelength (nm)	Solution (mg/l)	Certified Absorbance (A)	UUC* Reading Absorbance (A)	Error (A)	Uncertainty ± (A)	k Factor	
RM-0204060810	235.0	20	0.2422	0.2462	0.0040	0.0101	2.00	
		40	0.4866	0.4900	0.0034	0.0115	2.00	
		60	0.7414	0.7390	-0.0024	0.0068	2.00	
		80	0.9858	0.9871	0.0013	0.0093	2.00	
		100	1.2442	1.2480	0.0038	0.0087	2.00	

UUC* = Unit Under Calibration

Condition of this result of calibration : Spectrophotometer PERKINELMER Model Lambda 25 S/N 501S141230

Resolution of Wavelength Mode 0.1 nm
Resolution of Photometric Mode 0.0001 A
Parameter Setting
Measurement Mode Wavelength, Absorbance
Wavelength Scan 1100 nm-190 nm
Scanning Speed 7.5 nm/min
Data Pitch 0.1 nm
Band width(Wavelength) 1.0 nm
Band width(Vis) 1.0 nm
Band width(Uv) 1.0 nm

Stray Light** UUC* Reading at 220 nm	
Transimission T(%)	Absorbance(A)
0.0111	3.9564

**Specific Acceptance :

Transmission \leq 1.0 T(%), Absorbance \geq 2.0 A

**Stray light not TISI Accredited

The reported uncertainty is based on a standard uncertainty multiplied by a coverage factor k , providing a level of confidence of approximately 95%


End of Calibration Certificate



บริษัท เอส.พี.เอส. คอนซัลติ้ง เซอร์วิส จำกัด
S.P.S. CONSULTING SERVICE CO., LTD.
7 ซอยพหลโยธิน 24 ถนนพหลโยธิน แขวงจอมพล เขตจตุจักร กรุงเทพฯ 10900
7 Soi Phaholyothin 24, Phaholyothin Rd., Jompol, Chatuchak, Bangkok 10900
Tel : (662) 939-4370-72, Fax : (662) 513-4221, E-mail : sale@spscn.com, www.spscn.com

Calibration Report					
Non-Dispersive Infrared CO Analyzer					
Date :	02 March 2024	Brand :	API	Model :	300E
No.	CO-R01			Serial No.	704
Calibrator (Dilution System)					
Brand : API			Model : 700		
Last Cal. Date : 08 August 2023			Serial No. : 911		
Reference Standard Gas					
Standard Gas : Carbon Monoxide (CO)			Cylinder No. : D196045		
Certified Date : 16 April 2022		Expired Date : 15 April 2024		Cylinder Conc. : 4,570 ppm	
Calibrating Condition					
Pressure : 1011 mmbar		Temp. : 24.4 °C		% RH : 49	
Calibration Setting					
Span	Initial Reading (Before Adj.), PPM			Final Reading (After Adj.), PPM	
Set Point	Expected Concentration	Analyzer Response		%Dif Analyzer Response	
Zero	0	-0.10		-	
CO Span	40.00	40.03		0.075	
API Model 300E CO Analyzer Check List					
Parameter	Observed Value	Units	Nominal Range		
Range	50	PPM	0-1000 ppm		
Stability	0.10	PPM	< 1 ppm With Zero Air		
CO Measure	4014.2	mV	2500-4800 mV		
CO Reference	3946.9	mV	2500-4800 mV		
Measure/Reference Ratio	1.180	-	1.1-1.3 W/Zero Air		
Sample Pressure	28.4	In-Hg-A	~2" < Ambient Absolute Pressure		
Sample Flow	810	CC/Min	800 ± 10%		
Sample Temperature	48.3	°C	48 ± 4		
Bench Temperature	48.1	°C	48 ± 2		
Wheel Temperature	68.2	°C	68 ± 2		
Box Temperature	30.8	°C	Ambient Temp + 7 ± 10		
Photo-Drive	3035.1	mV	250 mV to 4750 mV		
Slope	1.017	-	1.0 ± 0.3		
Offset	0.2	-	0 ± 0.3		

Calibrated by :



ลำดับที่ 2

คุณภาพอากาศในบรรยากาศ



บริษัท เอส.พี.เอส. คอนซัลติ้ง เซอร์วิส จำกัด
S.P.S. CONSULTING SERVICE CO., LTD.
7 ซอยพหลโยธิน 24 ถนนพหลโยธิน แขวงจอมพล เขตจตุจักร กรุงเทพฯ 10900
7 Soi Phaholyothin 24, Phaholyothin Rd., Jompol, Chatuchak, Bangkok 10900
Tel : (662) 939-4370-72, Fax : (662) 513-4221, E-mail : sale@spscon.com., www.spscon.com

High Volume Air Sampler Calibration Report

Calibration Method : Multipoint Orifice Flow Transfer Standard


Model : TE 5025A

S/N : 3611

Calibration Data

High Volume Air Sampler Data		Calibration Data		
Recorder No.	Blower No.	Date	Actual Flowrate (ft ³ /min)	R ²
B35	B35	02/02/2024	y = 1.188x-3.435	0.996
B36	B36	01/02/2024	y = 1.201x-4.036	0.999
B37	B37	01/02/2024	y = 1.196x-2.671	0.998
B38	B38	02/02/2024	y = 1.232x-6.552	0.997
B39	B39	03/02/2024	y = 1.164x-0.902	0.997
B40	B40	01/02/2024	y = 1.225x-6.117	0.999
B41	B41	02/02/2024	y = 1.265x-6.140	0.999
B42	B42	02/02/2024	y = 1.187x-3.625	0.999
B43	B43	01/02/2024	y = 1.233x-2.707	0.997
B44	B44	01/02/2024	y = 1.202x-3.263	0.996
R01	R01	01/02/2024	y = 1.214x-4.512	0.999
R02	R02	02/02/2024	y = 1.222x-5.522	0.999
R03	R03	03/02/2024	y = 1.204x-5.785	0.999
R04	R04	01/02/2024	y = 1.220x-5.355	0.999
R05	R05	01/02/2024	y = 1.190x-5.262	0.997
R06	R06	02/02/2024	y = 1.223x-6.383	0.998
R07	R07	02/02/2024	y = 1.084x+0.577	0.999
R08	R08	01/02/2024	y = 1.157x-2.531	0.999
R09	R09	01/02/2024	y = 1.194x-3.227	0.998
R10	R10	02/02/2024	y = 1.198x-4.625	0.998
R11	R11	02/02/2024	y = 1.143x-2.176	1.000
R12	R12	02/02/2024	y = 1.165x-4.124	0.998
R13	R13	03/02/2024	y = 1.133x-1.833	0.997
R14	R14	01/02/2024	y = 1.216x-3.559	0.995
R15	R15	01/02/2024	y = 1.183x-5.143	0.999
R16	R16	01/02/2024	y = 1.227x-7.151	0.999
R17	R17	02/02/2024	y = 1.181x-3.964	0.996
R18	R18	02/02/2024	y = 1.195x-3.915	0.997
R19	R19	03/02/2024	y = 1.215x-6.609	1.000
R20	R20	03/02/2024	y = 1.208x-5.309	0.998

Calibrated by :






บริษัท เอส.พี.เอส. คอนซัลติ้ง เซอร์วิส จำกัด
S.P.S. CONSULTING SERVICE CO., LTD.
7 ซอยพลโยธิน 24 ถนนพลโยธิน แขวงจอมพล เขตจตุจักร กรุงเทพฯ 10900
7 Soi Phaholyothin 24, Phaholyothin Rd., Jompol, Chatuchak, Bangkok 10900
Tel : (662) 939-4370-72, Fax : (662) 513-4221, E-mail : sale@spscn.com, www.spscn.com

CALIBRATION REPORT					
SO ₂ FLUORESCENT ANALYZER					
DATE :	10 March 2024	BRAND :	API	MODEL :	100E
NO.	SO ₂ -R05			SERIAL NO.	3490
Calibrator (Dilution System)					
Brand	: API			Model	: 700
Last Cal. Date	: 08 August 2023			Serial No.	: 911
Reference Standard Gas					
Standard Gas	: Sulphur Dioxide (SO ₂)			Cylinder No.	: A008145K
Certified Date	: 21 June 2021	Expired Date	: 21 June 2029	Cylinder Conc.	: 50.0 ppm
CALIBRATING CONDITION					
Pressure	1011	mmbar	Temp.	24.5	°C
			% RH	49	
CALIBRATION SETTING					
Span	Initial Reading (Before Adj.),PPB			Final Reading (After Adj.),PPB	
Set Point	Expected Concentration	Analyzer Response	%Dif	Analyzer Response	Slope
Zero	0	-0.10	-	0	-
SO ₂ Span	400.0	400.1	0.025	400.0	1.010
API Model 100E SO ₂ Analyzer Check list					
Test Values	Observed Value	Units	Nominal Range		
RANGE	500	PPB	0-500		
SAMPLE PRESS	28.5	in-Hg	25-35		
SAMPLE FLOW	654	cc/min	650 ± 10%		
PMT	103.2	mV	-20-150 with Zero Air		
UV LAMP	2889.6	mV	1000-4900		
STR. LGT	61.3	PPB	<100		
DRK PMT	62.9	mV	-50 - 200		
DRK LMP	57.8	mV	-50 - 200		
HVPS	673	V	550-900 constant		
DCPS	2515	mV	2500 ± 200		
RCELL TEMP	50.1	°C	50 ± 1		
BOX TEMP	29.3	°C	5-40		
PMT TEMP	7.1	°C	7 ± 2.0		
SO ₂ Span Conc	400	PPB	20-20,000		
SO ₂ Slope	1.010	-	1.0 ± 0.3		
SO ₂ Offset	22.0	mV	<250		
Stability at Zero	0.1	PPB	<0.2		
Stability at Span	0.2	PPB	0.5% of reading (above 50 ppb)		

Calibrated by : _____



Approved by : _____





บริษัท เอส.พี.เอส. คอนซัลติ้ง เซอร์วิส จำกัด
S.P.S. CONSULTING SERVICE CO., LTD.
7 ซอยพหลโยธิน 24 ถนนพหลโยธิน แขวงจอมพล เขตจตุจักร กรุงเทพฯ 10900
7 Soi Phaholyothin 24, Phaholyothin Rd., Jompol, Chatuchak, Bangkok 10900
Tel : (662) 939-4370-72, Fax : (662) 513-4221, E-mail : sale@spscon.com, www.spscon.com

CALIBRATION REPORT					
SO ₂ FLUORESCENT ANALYZER					
DATE :	10 March 2024		BRAND :	TELEDYNE	
NO.	SO ₂ -R07		MODEL :	TML-60	
			SERIAL NO.	TRS1068	
Calibrator (Dilution System)					
Brand : API			Model : 700		
Last Cal. Date : 08 August 2023			Serial No. : 911		
Reference Standard Gas					
Standard Gas : Sulphur Dioxide (SO ₂)			Cylinder No. : A00814SK		
Certified Date : 21 June 2021		Expired Date : 21 June 2029		Cylinder Conc. : 50.0 ppm	
CALIBRATING CONDITION					
Pressure	1011	mmbar	Temp.	24.5	°C
			% RH	49	
CALIBRATION SETTING					
Span	Initial Reading (Before Adj.),PPB			Final Reading (After Adj.),PPB	
Set Point	Expected Concentration	Analyzer Response	%Dif	Analyzer Response	Slope
Zero	0	0.11	-	0	-
SO ₂ Span	400.0	400.5	0.125	400.0	1.017
API Model TML-60 SO ₂ Analyzer Check list					
Test Values	Observed Value	Units	Nominal Range		
RANGE	500	PPB	0-500		
SAMPLE PRESS	28.5	in-Hg	25-35		
SAMPLE FLOW	656	cc/min	650 ± 10%		
PMT	103.2	mV	-20-150 with Zero Air		
UV LAMP	3049.7	mV	1000-4900		
STR. LGT	61.9	PPB	<100		
DRK PMT	63.5	mV	-50 - 200		
DRK LMP	58.3	mV	-50 - 200		
HVPS	675	V	550-900 constant		
DCPS	2522	mV	2500 ± 200		
RCELL TEMP	50.5	°C	50 ± 1		
BOX TEMP	29.3	°C	5-40		
PMT TEMP	7.2	°C	7 ± 2.0		
SO ₂ Span Conc	400	PPB	20-20,000		
SO ₂ Slope	1.017	-	1.0 ± 0.3		
SO ₂ Offset	22.2	mV	<250		
Stability at Zero	0.1	PPB	<0.2		
Stability at Span	0.2	PPB	0.5% of reading (above 50 ppb)		

Calibrated by :



Approved by :





บริษัท เอส.พี.เอส. คอนซัลติ้ง เซอร์วิส จำกัด
S.P.S. CONSULTING SERVICE CO., LTD.
7 ซอยพหลโยธิน 24 ถนนพหลโยธิน แขวงจอมพล เขตจตุจักร กรุงเทพฯ 10900
7 Soi Phaholyothin 24, Phaholyothin Rd., Jompol, Chatuchak, Bangkok 10900
Tel : (662) 939-4370-72, Fax : (662) 513-4221, E-mail : sale@spscon.com, www.spscon.com

CALIBRATION REPORT

SO₂ FLUORESCENT ANALYZER

DATE : 10 March 2024

BRAND : TELEDYNE

MODEL : TML-60

NO. SO₂-R08

SERIAL NO. TRS1064

Calibrator (Dilution System)

Brand : API Model : 700

Last Cal. Date : 08 August 2023 Serial No. : 911

Reference Standard Gas

Standard Gas : Sulphur Dioxide (SO₂) Cylinder No. : A00814SK

Certified Date : 21 June 2021 Expired Date : 21 June 2029 Cylinder Conc. : 50.0 ppm

CALIBRATING CONDITION

Pressure 1011 mmbar

Temp. 24.5 °C

% RH 49

CALIBRATION SETTING

Span	Initial Reading (Before Adj.),PPB			Final Reading (After Adj.),PPB	
Set Point	Expected Concentration	Analyzer Response	%Dif	Analyzer Response	Slope
Zero	0	0.10	-	0	-
SO ₂ Span	400.0	400.4	0.100	400.0	1.008

API Model TML-60 SO₂ Analyzer Check list

Test Values	Observed Value	Units	Nominal Range
RANGE	500	PPB	0-500
SAMPLE PRESS	28.4	in-Hg	25-35
SAMPLE FLOW	657	cc/min	650 ± 10%
PMT	103.6	mV	-20-150 with Zero Air
UV LAMP	3028	mV	1000-4900
STR. LGT	61.2	PPB	<100
DRK PMT	63.0	mV	-50 - 200
DRK LMP	58.0	mV	-50 - 200
HVPS	670	V	550-900 constant
DCPS	2518	mV	2500 ± 200
RCELL TEMP	50.2	°C	50 ± 1
BOX TEMP	29.1	°C	5-40
PMT TEMP	7.1	°C	7 ± 2.0
SO ₂ Span Conc	400	PPB	20-20,000
SO ₂ Slope	1.008	-	1.0 ± 0.3
SO ₂ Offset	21.8	mV	<250
Stability at Zero	0.1	PPB	<0.2
Stability at Span	0.2	PPB	0.5% of reading (above 50 ppb)

Calibrated by :



บริษัท เอส.พี.เอส. คอนซัลติ้ง เซอร์วิส จำกัด
S.P.S. CONSULTING SERVICE CO., LTD.
7 ซอยพหลโยธิน 24 ถนนพหลโยธิน แขวงจอมพล เขตจตุจักร กรุงเทพฯ 10900
7 Soi Phaholyothin 24, Phaholyothin Rd., Jompol, Chatuchak, Bangkok 10900
Tel : (662) 939-4370-72, Fax : (662) 513-4221, E-mail : sale@spscn.com, www.spscn.com

CALIBRATION REPORT

CHEMILUMINESCENT NO / NO₂ / NO_x ANALYZER

DATE : 10 March 2024

BRAND : API

MODEL : 200E

NO. NOX-R02

SERIAL NO. 2285

Calibrator (Dilution System)

Brand : API

Model : 700

Last Cal. Date : 08 August 2023

Serial No. : 911

Reference Standard Gas

Standard Gas : Nitric Oxide (NO)

Cylinder No. : D636192

Certified Date : 20 April 2022

Expired Date : 20 April 2024

Cylinder Conc. : 49.1 ppm

CALIBRATING CONDITION

Pressure 1011 mmbar

Temp. 24.5 °C

% RH 49

CALIBRATION SETTING

Span	Initial Reading (Before Adj.),PPB			Final Reading (After Adj.),PPB	
	Expected Concentration	Analyzer Response	%Dif	Analyzer Response	Slope
Zero	0	-0.10	-	0	-
NO Span	400	400.1	0.025	400.0	1.008
NO _x Span	400	400.3	0.075	400.0	1.011

API Model 200E NO_x Analyzer Check List

Test Values	Observed Value	Units	Nominal Range
RANGE	500	PPB	500 standard
STABILITY (Zero Gas)	0.1	PPB	< 2 with zero air
SAMPLE FLOW	505	cc/min	500 ± 50
OZONE FLOW	79	cc/min	80 ± 15
PMT	103.5	mV	-20 - 150
AZERO	94.3	mV	-20 - 150
HVPS	669	V	420 - 900 constant
RCELL TEMP	50.2	°C	50 ± 1
BOX TEMP	28.9	°C	8 - 48
PMT TEMP	7.3	°C	7 ± 2
MOLY TEMP	314.9	°C	315 ± 5
RCELL PRESS	8.2	IN-Hg-A	2 - 10 constant
SAMPLE PRESS	28.4	IN-Hg-A	25 - 30 constant
NO Span Conc	400	PPB	20 - 20,000
NO _x Span Conc	400	PPB	20 - 20,000
NO Slope	1.008	-	1.0 ± 0.3
NO _x Slope	1.011	-	1.0 ± 0.3
NO Offset	1.5	mV	-20 to +150
NO _x Offset	1.0	mV	-20 to 150
Stability at Zero	0.1	PPB	< 0.2
Stability at Span	0.2	PPB	< 2 ppb @ 400 ppb span gas

Calibrated by :



บริษัท เอส.พี.เอส. คอนซัลติ้ง เซอร์วิส จำกัด
S.P.S. CONSULTING SERVICE CO., LTD.
7 ซอยพหลโยธิน 24 ถนนพหลโยธิน แขวงจอมพล เขตจตุจักร กรุงเทพฯ 10900
7 Soi Phaholyothin 24, Phaholyothin Rd., Jompol, Chatuchak, Bangkok 10900
Tel : (662) 939-4370-72, Fax : (662) 513-4221, E-mail : sale@spscon.com, www.spscon.com

CALIBRATION REPORT

CHEMILUMINESCENT NO / NO₂ / NO_x ANALYZER

DATE : 10 March 2024

BRAND : API

MODEL : 200E

NO. NOX-R04

SERIAL NO. 4411

Calibrator (Dilution System)

Brand : API

Model : 700

Last Cal. Date : 08 August 2023

Serial No. : 911

Reference Standard Gas

Standard Gas : Nitric Oxide (NO)

Cylinder No. : D636192

Certified Date : 20 April 2022

Expired Date : 20 April 2024

Cylinder Conc. : 49.1 ppm

CALIBRATING CONDITION

Pressure 1011 mmbar

Temp. 24.5 °C

% RH 49

CALIBRATION SETTING

Span	Initial Reading (Before Adj.),PPB			Final Reading (After Adj.),PPB	
	Expected Concentration	Analyzer Response	%Dif	Analyzer Response	Slope
Zero	0	-0.10	-	0	-
NO Span	400	399.9	-0.025	400.0	1.003
NO _x Span	400	400.2	0.050	400.0	1.006

API Model 200E NO_x Analyzer Check List

Test Values	Observed Value	Units	Nominal Range
RANGE	500	PPB	500 standard
STABILITY (Zero Gas)	0.1	PPB	< 2 with zero air
SAMPLE FLOW	504	cc/min	500 ± 50
OZONE FLOW	78	cc/min	80 ± 15
PMT	102.9	mV	-20 - 150
AZERO	93.7	mV	-20 - 150
HVPS	674	V	420 - 900 constant
RCELL TEMP	50.2	°C	50 ± 1
BOX TEMP	29.3	°C	8 - 48
PMT TEMP	7.1	°C	7 ± 2
MOLY TEMP	315.1	°C	315 ± 5
RCELL PRESS	8.5	IN-Hg-A	2 - 10 constant
SAMPLE PRESS	28.7	IN-Hg-A	25 - 30 constant
NO Span Conc	400	PPB	20 - 20,000
NO _x Span Conc	400	PPB	20 - 20,000
NO Slope	1.003	-	1.0 ± 0.3
NO _x Slope	1.006	-	1.0 ± 0.3
NO Offset	1.0	mV	-20 to +150
NO _x Offset	0.5	mV	-20 to 150
Stability at Zero	0.1	PPB	< 0.2
Stability at Span	0.2	PPB	< 2 ppb @ 400 ppb span gas

Calibrated by :



บริษัท เอส.พี.เอส. คอนซัลติ้ง เซอร์วิส จำกัด
S.P.S. CONSULTING SERVICE CO., LTD.
7 ซอยพหลโยธิน 24 ถนนพหลโยธิน แขวงจอมพล เขตจตุจักร กรุงเทพฯ 10900
7 Soi Phaholyothin 24, Phaholyothin Rd., Jompol, Chatuchak, Bangkok 10900
Tel : (662) 939-4370-72. Fax : (662) 513-4221, E-mail : sale@spscn.com, www.spscn.com

CALIBRATION REPORT

CHEMILUMINESCENT NO / NO₂ / NO_x ANALYZER

DATE : 10 March 2024

BRAND : API

MODEL : 200E

NO. NOX-R06

SERIAL NO. 4466

Calibrator (Dilution System)

Brand : API

Model : 700

Last Cal. Date : 08 August 2023

Serial No. : 911

Reference Standard Gas

Standard Gas : Nitric Oxide (NO)

Cylinder No. : D636192

Certified Date : 20 April 2022

Expired Date : 20 April 2024

Cylinder Conc. : 49.1 ppm

CALIBRATING CONDITION

Pressure 1011 mmbar

Temp. 24.5 °C

% RH 49

CALIBRATION SETTING

Span	Initial Reading (Before Adj.),PPB			Final Reading (After Adj.),PPB	
	Expected Concentration	Analyzer Response	%Dif	Analyzer Response	Slope
Zero	0	-0.10	-	0	-
NO Span	400	399.8	-0.050	400.0	1.005
NO _x Span	400	400.2	0.050	400.0	1.010

API Model 200E NO_x Analyzer Check List

Test Values	Observed Value	Units	Nominal Range
RANGE	500	PPB	500 standard
STABILITY (Zero Gas)	0.1	PPB	< 2 with zero air
SAMPLE FLOW	504	cc/min	500 ± 50
OZONE FLOW	78	cc/min	80 ± 15
PMT	102.7	mV	-20 - 150
AZERO	93.5	mV	-20 - 150
HVPS	670	V	420 - 900 constant
RCELL TEMP	50.0	°C	50 ± 1
BOX TEMP	28.9	°C	8 - 48
PMT TEMP	7.1	°C	7 ± 2
MOLY TEMP	314.9	°C	315 ± 5
RCELL PRESS	8.5	IN-Hg-A	2 - 10 constant
SAMPLE PRESS	28.7	IN-Hg-A	25 - 30 constant
NO Span Conc	400	PPB	20 - 20,000
NO _x Span Conc	400	PPB	20 - 20,000
NO Slope	1.005	-	1.0 ± 0.3
NO _x Slope	1.010	-	1.0 ± 0.3
NO Offset	1.1	mV	-20 to +150
NO _x Offset	0.6	mV	-20 to 150
Stability at Zero	0.1	PPB	< 0.2
Stability at Span			

Calibrated by :



CERTIFICATE No : 24M2227

REFERENCE No : 72448-1

PAGE : 1 OF 2

Certificate of Calibration

EQUIPMENT : DIGITAL BALANCE

MANUFACTURER : METTLER TOLEDO

MODEL : XS105DU

SERIAL No : 1126422905

ID No : BA05/50

CONDITION AS RECEIVED : USED ITEM

SUBMITTED BY : S.P.S. CONSULTING SERVICE CO., LTD.
7 SOI PHAHOLYOTHIN 24, PHAHOLYOTHIN RD.,
JOMPOL, CHATUCHAK, BANGKOK 10900

CALIBRATED BY :

CALIBRATION DATE :

08-Mar-24

APPROVED BY :

ISSUED DATE :

14-Mar-24

RECEIVED DATE :

08-Mar-24



CERTIFICATE No : 24M2227

PAGE : 2 OF 2

Calibration Report

EQUIPMENT : DIGITAL BALANCE MODEL : XS105DU
MANUFACTURER : METTLER TOLEDO S/N : 1126422905
ID No : BA05/50 RECEIVED DATE : 08-Mar-24
AIR PRESSURE : 1010mbar \pm 1mbar CALIBRATION DATE : 08-Mar-24
AMBIENT TEMPERATURE : 25° C \pm 1° C RELATIVE HUMIDITY : 53 %RH \pm 10 % RH

CONDITION OF THIS RESULTS OF CALIBRATION

1. THIS INSTRUMENT WAS CALIBRATED BY ACCORDING TO UKAS LAB 14 EDITION 6:2019 BY USING KNOWN WEIGHT STANDARD WEIGHT. THE BALANCE WAS NOT ADJUSTED BEFORE CALIBRATION. THE BALANCE HAS NO ZERO TRACKING FUNCTION. REPEATABILITY WAS MEASURED BY USING 10 REPEATED MEASUREMENTS. LINEARITY WAS MEASURED COVERING 10 POINTS, EVENLY SPREAD OVER THE RANGE. THE INSTRUMENT WAS SET ZERO BEFORE PERFORMING THE LINEARITY TEST. OFF-CENTER LOADING WAS MEASURED BY USING STANDARD WEIGHTS PLACED ON THE PAN AND MOVED TO VARIOUS POSITIONS ON THE PAN.

2. REFERENCE STANDARD INSTRUMENTS :-

INSTRUMENT	MODEL	SERIAL No	CERTIFICATE No	DUE DATE
1) STANDARD WEIGHT SET	E2	QK-I-151	M2302013S	02-Feb-25
2) STANDARD WEIGHT	E2	15843	M2302014S	02-Feb-25

3. THE CERTIFICATE IS VALID FOR THE ITEM CALIBRATED AS SHOWN ON THE DATE AND PLACE OF CALIBRATION ONLY.

4. THIS RESULT EXCLUDE LONG TERM STABILITY OF THE UNIT UNDER CALIBRATION.

5. THIS CERTIFICATE IS TRACEABLE TO THE INTERNATIONAL SYSTEM OF UNIT MAINTAINED AT:-

- NATIONAL INSTITUTE OF METROLOGY (THAILAND) THROUGH CENTRAL BUREAU OF WEIGHTS&MEASURES

RESULT OF CALIBRATION :- WITHOUT ADJUSTMENT

1. ZERO SETTING FUNCTION : NORMAL

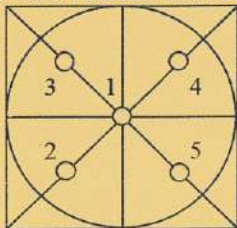
2. TARE FUNCTION : NORMAL

3. REPEATABILITY OF READING AT 200 g WAS 0.000055 g

4. DEPARTURE FROM NOMINAL VALUE/ LINEARITY

NOMINAL VALUE (g)	BALANCE READING (g)	CORRECTION (g)	UNCERTAINTY (\pm g)
0.00	0.00000	0.00000	0.000065
0.02	0.02001	-0.00001	0.000065
0.10	0.10002	-0.00002	0.000066
0.20	0.20001	-0.00001	0.000066
0.50	0.50001	-0.00001	0.000065
1.00	1.00003	-0.00003	0.000066
2.00	2.00001	-0.00001	0.000067
5.00	5.00001	-0.00001	0.000068
10.00	9.99994	0.00006	0.000070
20.00	20.00008	-0.00008	0.000078
50.00	50.0000	0.0000	0.00013
100.00	100.0001	-0.0001	0.00019
120.00	120.0001	-0.0001	0.00022

5. OFF CENTER LOADING ERROR



POINT	READING (g)
1	50.0000
2	50.0000
3	50.0000
4	50.0000
5	50.0000
OFF-CENTER LOADING	0.0000

NOTE: THIS CALIBRATION WAS CARRIED OUT AT THE CUSTOMER'S PLACE AT LABORATORY AREA

THE REPORTED UNCERTAINTY OF MEASUREMENT WAS BASED ON A STANDARD UNCERTAINTY MULTIPLIED BY A COVERAGE FACTOR $k=2$, PROVIDING A LEVEL OF CONFIDENCE APPROXIMATELY 95%.

END OF CALIBRATION REPORT

ลำดับที่ 3

คุณภาพน้ำ



QUALITY CALIBRATION CO.,LTD.

235 Petchkasem 63/2 Road, Laksong, Bangkae, Bangkok 10160
Tel (662) 421-5402, (662) 444-0152-3, Fax (662) 809-4584



NSC-TISI-TIS17025
CALIBRATION 0049

CERTIFICATE No : 23E8494
REFERENCE No : 70413-1

PAGE : 1 OF 3

Certificate of Calibration

EQUIPMENT : pH METER
MANUFACTURER : HANNA
MODEL : HI 3512
SERIAL No : TH118035
ID No : pH04/56
CONDITION AS RECEIVED : USED ITEM
SUBMITTED BY : S.P.S. CONSULTING SERVICE CO., LTD.
7 SOI PHAHOLYOTHIN 24, PHAHOLYOTHIN RD.,
JOMPOL, CHATUCHAK, BANGKOK 10900

CALIBRATED BY : 
CALIBRATION DATE : 06-Sep-23

APPROVED BY : 
ISSUED DATE : 06-Sep-23
RECEIVED DATE : 31-Aug-23

THIS CERTIFICATE MAY NOT BE REPRODUCED OTHER THAN IN FULL EXCEPT WITH THE PRIOR WRITTEN APPROVAL OF
QUALITY CALIBRATION CO., LTD.



QUALITY CALIBRATION CO.,LTD.

235 Petchkasem 63/2 Road, Laksong, Bangkae, Bangkok 10160

Tel (662) 421-5402, (662) 444-0152-3, Fax (662) 809-4584

CERTIFICATE No : 23E8494

PAGE : 2 OF 3

Calibration Report

EQUIPMENT : pH METER
MANUFACTURER : HANNA
ID No : pH04/56
RECEIVED DATE : 31-Aug-23
AMBIENT TEMPERATURE : 23 ° C ± 3 ° C
MODEL : HI 3512
SERIAL NUMBER : TH118035
CALIBRATION DATE : 06-Sep-23
RELATIVE HUMIDITY : 50 % RH ± 10% RH

CONDITION OF THIS RESULTS OF CALIBRATION

1. THIS INSTRUMENT WAS CALIBRATED BY DIRECT MEASUREMENT METHOD BASED ON WI-TQ-062 AND WI-TQ-063. THE DISPLAY UNIT WAS TESTED BY GENERATING STANDARD VOLTAGE TO THE UNIT AND READ THE VALUE COMPARED WITH CALCULATED VALUE. THE DISPLAY AND ELECTRODE WAS CALIBRATED BY USING STANDARD pH BUFFER
2. REFERENCE STANDARD INSTRUMENTS :-

<u>INSTRUMENT</u>	<u>MODEL</u>	<u>SERIAL No/</u> <u>LOT No</u>	<u>CERTIFICATE No</u>	<u>DUE DATE</u>
1) pH STANDARD SOLUTION	00651-06	CC767907	4880-13836406	29-Dec-24
2) pH STANDARD SOLUTION	00651-08	CC765602	4881-13757019	18-Nov-24
3) pH STANDARD SOLUTION	00651-10	CC767180	4882-13813369	14-Dec-24
4) PROCESS CALIBRATOR	CA150	91S6079	23E1312	19-Apr-24
5) BATH	260014	1247 48074	22T9870	13-Sep-23
6) THERMOMETER WITH PROBE	421504	55000379	22T9904	13-Sep-23

3. THE CERTIFICATE IS VALID FOR THE ITEM CALIBRATED AS SHOWN ON THE DATE AND PLACE OF CALIBRATION ONLY.
4. THIS RESULT EXCLUDE LONG TERM STABILITY OF THE UNIT UNDER CALIBRATION.
5. THIS CERTIFICATE IS TRACEABLE TO SI UNIT MAINTAINED AT :-
 - NATIONAL INSTITUTE OF STANDARD AND TECHNOLOGY, USA.
 - NATIONAL INSTITUTE OF METROLOGY (THAILAND)

RESULT OF CALIBRATION : ADJUSTMENT

1. DISPLAY UNIT ONLY

SLOPE FACTOR $k = 2.303 RT/F = 59 \text{ mV/pH}$

mV APPLIED	UUC READING (mV)	CORRECTION (mV)	UUC READING (pH)	UNCERTAINTY OF MEASUREMENT (± mV)	COVERAGE FACTOR k
414.11	414.6	-0.49	-0.290	0.15	2.00
354.95	355.4	-0.45	0.741	0.15	2.00
295.80	296.3	-0.50	1.773	0.15	2.00
236.64	237.1	-0.46	2.804	0.15	2.00
177.48	177.9	-0.42	3.835	0.15	2.00
118.32	118.7	-0.38	4.867	0.15	2.00
59.16	59.6	-0.44	5.898	0.15	2.00
0.00	0.4	-0.40	6.930	0.15	2.00
-59.16	-58.8	-0.36	7.961	0.15	2.00
-118.32	-117.9	-0.42	8.992	0.15	2.00
-177.48	-177.1	-0.38	10.024	0.15	2.00
-236.64	-236.3	-0.34	11.055	0.15	2.00
-295.80	-295.5	-0.30	12.087	0.15	2.00
-354.95	-354.6	-0.35	13.118	0.15	2.00
-414.11	-413.8	-0.31	14.149	0.15	2.00

**QUALITY CALIBRATION CO.,LTD.**

235 Petchkasem 63/2 Road, Laksong, Bangkae, Bangkok 10160

Tel (662) 421-5402, (662) 444-0152-3, Fax (662) 809-4584

CERTIFICATE No : 23E8494

PAGE : 3 OF 3

Calibration Report**RESULT OF CALIBRATION (CONTINUE) :****2. DISPLAY UNIT WITH pH ELECTRODE S/N: 09081C6M**

STANDARD pH BUFFER SOLUTION (pH)	UUC READING (pH)	CORRECTION (pH)	VALUE BEFORE ADJUSTMENT	UNCERTAINTY OF MEASUREMENT (\pm pH)	COVERAGE FACTOR k
4.006	4.006	0.000	4.015	0.012	2.00
7.000	7.000	0.000	6.914	0.012	2.00
10.008	10.010	-0.002	9.996	0.014	2.00

3. DISPLAY UNIT WITH TEMPERATURE

STANDARD READING (°C)	UUC READING (°C)	CORRECTION (°C)	VALUE BEFORE ADJUSTMENT	UNCERTAINTY OF MEASUREMENT (\pm °C)	COVERAGE FACTOR k
25.005	25.0	0.005	---	0.0085	2.00

4. PERCENT SLOPE 100%

UUC : UNIT UNDER CALIBRATION

THE REPORTED UNCERTAINTY OF MEASUREMENT WAS BASED ON A STANDARD UNCERTAINTY MULTIPLIED BY A COVERAGE FACTOR k, PROVIDING A LEVEL OF CONFIDENCE APPROXIMATELY 95%.

END OF CALIBRATION REPORT



CERTIFICATE No : 23M2442

REFERENCE No : 68471-2

PAGE : 1 OF 2

Certificate of Calibration

EQUIPMENT : DIGITAL BALANCE

MANUFACTURER : SARTORIUS

MODEL : BSA224S-CW

SERIAL No : 36591843

ID No : BA 09/61

CONDITION AS RECEIVED : USED ITEM

SUBMITTED BY : S.P.S. CONSULTING SERVICE CO., LTD.
7 SOI PHAHOLYOTHIN 24, PHAHOLYOTHIN RD.,
JOMPOL, CHATUCHAK, BANGKOK 10900

CALIBRATED BY : 

CALIBRATION DATE : 10-Mar-23

APPROVED BY : 

ISSUED DATE : 16-Mar-23

RECEIVED DATE : 10-Mar-23



CERTIFICATE No : 23M2442

PAGE : 2 OF 2

Calibration Report

EQUIPMENT : DIGITAL BALANCE MODEL : BSA224S-CW
MANUFACTURER : SARTORIUS S/N : 36591843
ID No : BA 09/61 RECEIVED DATE : 10-Mar-23
AIR PRESSURE : 1010mbar \pm 1mbar CALIBRATION DATE : 10-Mar-23
AMBIENT TEMPERATURE : 23°C \pm 1°C RELATIVE HUMIDITY : 49 %RH \pm 10 % RH

CONDITION OF THIS RESULTS OF CALIBRATION

1. THIS INSTRUMENT WAS CALIBRATED BY ACCORDING TO UKAS LAB 14 EDITION 6:2019 BY USING KNOWN WEIGHT STANDARD WEIGHT. THE BALANCE WAS NOT ADJUSTED BEFORE CALIBRATION. THE BALANCE HAS NO ZERO TRACKING FUNCTION. REPEATABILITY WAS MEASURED BY USING 10 REPEATED MEASUREMENTS. LINEARITY WAS MEASURED COVERING 10 POINTS, EVENLY SPREAD OVER THE RANGE. THE INSTRUMENT WAS SET ZERO BEFORE PERFORMING THE LINEARITY TEST. OFF-CENTER LOADING WAS MEASURED BY USING STANDARD WEIGHTS PLACED ON THE PAN AND MOVED TO VARIOUS POSITIONS ON THE PAN.

2. REFERENCE STANDARD INSTRUMENTS :-

INSTRUMENT	MODEL	SERIAL No	CERTIFICATE No	DUE DATE
1) STANDARD WEIGHT SET	E2	QK-I-151	M2302013S	02-Feb-25
2) STANDARD WEIGHT	E2	15843	M2302014S	02-Feb-25

3. THIS RESULT WAS FOUND ACCURATE AS SHOWN ON DATE AND PLACE OF CALIBRATION ONLY.

4. THIS RESULT EXCLUDE LONG TERM STABILITY OF THE UNIT UNDER CALIBRATION.

5. THIS CERTIFICATE IS TRACEABLE TO THE INTERNATIONAL SYSTEM OF UNIT MAINTAINED AT:-

- NATIONAL INSTITUTE OF METROLOGY (THAILAND) THROUGH CENTRAL BUREAU OF WEIGHTS&MEASURES

RESULT OF CALIBRATION :- WITHOUT ADJUSTMENT

1. ZERO SETTING FUNCTION : NORMAL

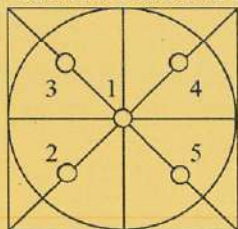
2. TARE FUNCTION : NORMAL

3. REPEATABILITY OF READING AT 200 g WAS 0 g

4. DEPARTURE FROM NOMINAL VALUE/ LINEARITY

NOMINAL VALUE (g)	BALANCE READING (g)	CORRECTION (g)	UNCERTAINTY (\pm g)
0.0	0.0000	0.0000	0.000058
0.1	0.1000	0.0000	0.000059
0.2	0.2000	0.0000	0.000059
0.5	0.5000	0.0000	0.000060
1.0	1.0000	0.0000	0.000060
2.0	2.0000	0.0000	0.000061
5.0	5.0000	0.0000	0.000063
10.0	10.0000	0.0000	0.000067
20.0	20.0001	-0.0001	0.000073
50.0	50.0000	0.0000	0.00011
100.0	100.0001	-0.0001	0.00019
200.0	200.0000	0.0000	0.00032

5. OFF CENTER LOADING ERROR



POINT	READING (g)
1	100.0000
2	99.9999
3	99.9998
4	100.0001
5	100.0000
OFF-CENTER LOADING	0.0002

NOTE: THIS CALIBRATION WAS CARRIED OUT AT THE CUSTOMER'S PLACE AT LABORATORY AREA

THE REPORTED UNCERTAINTY OF MEASUREMENT WAS BASED ON A STANDARD UNCERTAINTY MULTIPLIED BY A COVERAGE FACTOR $k=2$, PROVIDING A LEVEL OF CONFIDENCE APPROXIMATELY 95%.

END OF CALIBRATION REPORT



CERTIFICATE No : 24M2229
REFERENCE No : 72448-3

PAGE : 1 OF 2

Certificate of Calibration

EQUIPMENT : DIGITAL BALANCE

MANUFACTURER : SARTORIUS


MODEL : BSA224S-CW

SERIAL No : 36591843

ID No : BA 09/61

CONDITION AS RECEIVED : USED ITEM

SUBMITTED BY : S.P.S. CONSULTING SERVICE CO., LTD.
7 SOI PHAHOLYOTHIN 24, PHAHOLYOTHIN RD.,
JOMPOL, CHATUCHAK, BANGKOK 10900

CALIBRATED BY : 

CALIBRATION DATE : 08-Mar-24

APPROVED BY : 

ISSUED DATE : 14-Mar-24

RECEIVED DATE : 08-Mar-24



CERTIFICATE No : 24M2229

PAGE : 2 OF 2

Calibration Report

EQUIPMENT : DIGITAL BALANCE **MODEL** : BSA224S-CW
MANUFACTURER : SARTORIUS **S/N** : 36591843
ID No : BA 09/61 **RECEIVED DATE** : 08-Mar-24
AIR PRESSURE : 1010mbar \pm 1mbar **CALIBRATION DATE** : 08-Mar-24
AMBIENT TEMPERATURE : 25° C \pm 1° C **RELATIVE HUMIDITY** : 55 %RH \pm 10 % RH

CONDITION OF THIS RESULTS OF CALIBRATION

1. THIS INSTRUMENT WAS CALIBRATED BY ACCORDING TO UKAS LAB 14 EDITION 6:2019 BY USING KNOWN WEIGHT STANDARD WEIGHT. THE BALANCE WAS NOT ADJUSTED BEFORE CALIBRATION. THE BALANCE HAS NO ZERO TRACKING FUNCTION. REPEATABILITY WAS MEASURED BY USING 10 REPEATED MEASUREMENTS. LINEARITY WAS MEASURED COVERING 10 POINTS, EVENLY SPREAD OVER THE RANGE. THE INSTRUMENT WAS SET ZERO BEFORE PERFORMING THE LINEARITY TEST. OFF-CENTER LOADING WAS MEASURED BY USING STANDARD WEIGHTS PLACED ON THE PAN AND MOVED TO VARIOUS POSITIONS ON THE PAN.

2. REFERENCE STANDARD INSTRUMENTS :-

<u>INSTRUMENT</u>	<u>MODEL</u>	<u>SERIAL No</u>	<u>CERTIFICATE No</u>	<u>DUE DATE</u>
1) STANDARD WEIGHT SET	E2	QK-I-151	M2302013S	02-Feb-25
2) STANDARD WEIGHT	E2	15843	M2302014S	02-Feb-25

3. THE CERTIFICATE IS VALID FOR THE ITEM CALIBRATED AS SHOWN ON THE DATE AND PLACE OF CALIBRATION ONLY.

4. THIS RESULT EXCLUDE LONG TERM STABILITY OF THE UNIT UNDER CALIBRATION.

5. THIS CERTIFICATE IS TRACEABLE TO THE INTERNATIONAL SYSTEM OF UNIT MAINTAINED AT:-

- NATIONAL INSTITUTE OF METROLOGY (THAILAND) THROUGH CENTRAL BUREAU OF WEIGHTS&MEASURES

RESULT OF CALIBRATION :- WITHOUT ADJUSTMENT

1. ZERO SETTING FUNCTION : NORMAL

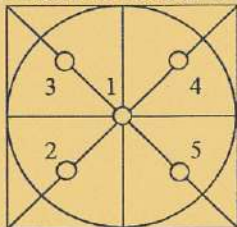
2. TARE FUNCTION : NORMAL

3. REPEATABILITY OF READING AT 200 g WAS 0 g

4. DEPARTURE FROM NOMINAL VALUE/ LINEARITY

NOMINAL VALUE (g)	BALANCE READING (g)	CORRECTION (g)	UNCERTAINTY (\pm g)
0.0	0.0000	0.0000	0.000082
0.1	0.1000	0.0000	0.000083
0.2	0.2000	0.0000	0.000083
0.5	0.5000	0.0000	0.000083
1.0	1.0000	0.0000	0.000084
2.0	2.0000	0.0000	0.000084
5.0	5.0000	0.0000	0.000086
10.0	10.0000	0.0000	0.000089
20.0	20.0001	-0.0001	0.000094
50.0	50.0000	0.0000	0.00012
100.0	100.0001	-0.0001	0.00019
200.0	200.0000	0.0000	0.00032

5. OFF CENTER LOADING ERROR



POINT	READING (g)
1	100.0000
2	100.0000
3	100.0000
4	100.0000
5	100.0000
OFF-CENTER LOADING	0.0000

NOTE: THIS CALIBRATION WAS CARRIED OUT AT THE CUSTOMER'S PLACE AT LABORATORY AREA

THE REPORTED UNCERTAINTY OF MEASUREMENT WAS BASED ON A STANDARD UNCERTAINTY MULTIPLIED BY A COVERAGE FACTOR $k=2$, PROVIDING A LEVEL OF CONFIDENCE APPROXIMATELY 95%.

END OF CALIBRATION REPORT

CERT.No.: HS-U017D

Calibration Date : 3 Apr 23
Submitted by : S.P.S CONSULTING SERVICE CO.,LTD
7 Soi Phaholyothin 24, Phaholyothin Rd., Jompol,
Chatuchak, Bangkok, Thailand 10900
Avg Room Temp : 20 °C
Avg Water Temp : 20 °C
Air Pressure : 760.00 mmHg
Salinity : 0 ppt

Model : YSI 5000
S/N : 15B100751
Probe : YSI 5010
S/N : 22D100097
ID NO. : -
Air Temp ref : S/N. E00522
Barometric ref : S/N. E00522
Water Temp ref : S/N. 11431
Technician : Kittipong M.



Calibration Details

Calibration Point	100% air sat. (@20 °C, DO = 9.09 mg/l)	(status)	(status)
Measurement 1 (mg/l)	9.08	(PASS)	-
Measurement 2 (mg/l)	9.08	(PASS)	-
Measurement 3 (mg/l)	9.08	(PASS)	-
Measurement 4 (mg/l)	9.08	(PASS)	-
Measurement 5 (mg/l)	9.08	(PASS)	-
Measurement 6 (mg/l)	9.08	(PASS)	-
Measurement 7 (mg/l)	9.08	(PASS)	-
Measurement 8 (mg/l)	9.08	(PASS)	-
Measurement 9 (mg/l)	9.08	(PASS)	-
Measurement 10 (mg/l)	9.08	(PASS)	-
Mean Measurement	9.08	mg/l	-
Inaccuracy	0.01	mg/l	-
Overall Status	(PASS)		

Manufacturer Specification

Accuracy = +/- 0.02 mg/l

- 1) This certificate is issued based on the result that are found as shown on date and place of test only.
- 2) The calibration procedure followed in accordance with Harikul Science Co., Ltd.
- 3) This result shall not be used for advertising purpose.



CERT.No.: HS-V015C

Calibration Date : 20 Mar 24
 Submitted by : ASIA LAB @ CONSULTANT CO.,LTD
 184 Soi Phutthamonthon Sai 2 Soi 12,
 Bangphai, Bangkae, Bangkok 10160

Avg Room Temp : 20 °C
 Avg Water Temp : 20 °C
 Air Pressure : 760.00 mmHg
 Salinity : 0 ppt

Model : YSI 5000
 S/N : 15B100751
 Probe : YSI 5010
 S/N : 22D100097
 ID NO. : -
 Air Temp ref : S/N. F8065C26
 Barometric ref : S/N. F8065C26
 Water Temp ref : S/N. 11430
 Technician : Kittipong M.

Calibration Details


Calibration Point	100% air sat. (@20 °C, DO = 9.09 mg/l)	(status)	(status)
Measurement 1 (mg/l)	9.08	(PASS)	-
Measurement 2 (mg/l)	9.08	(PASS)	-
Measurement 3 (mg/l)	9.08	(PASS)	-
Measurement 4 (mg/l)	9.08	(PASS)	-
Measurement 5 (mg/l)	9.08	(PASS)	-
Measurement 6 (mg/l)	9.08	(PASS)	-
Measurement 7 (mg/l)	9.08	(PASS)	-
Measurement 8 (mg/l)	9.08	(PASS)	-
Measurement 9 (mg/l)	9.08	(PASS)	-
Measurement 10 (mg/l)	9.08	(PASS)	-
Mean Measurement	9.08	mg/l	-
Inaccuracy	0.01	mg/l	-

Overall Status (PASS)

Manufacturer Specification

Accuracy = +/- 0.02 mg/l

- 1) This certificate is issued based on the result that are found as shown on date and place of test only.
- 2) The calibration procedure followed in accordance with Harikul Science Co., Ltd.
- 3) This result shall not be used for advertising purpose.





QUALITY CALIBRATION CO.,LTD.

235 Petchkasem 63/2 Road, Laksong, Bangkai, Bangkok 10160

Tel (662) 421-5402, (662) 444-0152-3, Fax (662) 809-4584

www.qcalibration.com

CERTIFICATE No : 24T0774

REFERENCE No : 71986-2

PAGE : 1 OF 2

Certificate of Calibration

EQUIPMENT : COD REACTOR

MANUFACTURER : HACH

MODEL : DRB 200

SERIAL No : 15110C0235

ID No : CRB 05/59

SUBMITTED BY : S.P.S. CONSULTING SERVICE CO., LTD.
7 SOI PHAHOLYOTHIN 24, PHAHOLYOTHIN RD.,
JOMPOL, CHATUCHAK, BANGKOK 10900

CALIBRATED BY :

CALIBRATION DATE :

5-Feb-24

APPROVED BY :

ISSUED DATE :

5-Feb-24

RECEIVED DATE :

5-Feb-24

THIS CERTIFICATE MAY NOT BE REPRODUCED OTHER THAN IN FULL EXCEPT WITH THE PRIOR WRITTEN APPROVAL OF
QUALITY CALIBRATION CO., LTD.

F-G010 REV : 02



CERTIFICATE No : 24T0774

PAGE : 2 OF 2

Calibration Report

EQUIPMENT : COD REACTOR
MANUFACTURER : HACH
ID NUMBER : CRB 05/59
RECEIVED DATE : 5-Feb-24
AMBIENT TEMPERATURE : 23° C ± 1° C

MODEL : DRB 200
SERIAL NUMBER : 15110C0235
CALIBRATION DATE : 5-Feb-24
RELATIVE HUMIDITY : 52 %RH ± 10 % RH

CONDITION OF THIS RESULTS OF CALIBRATION

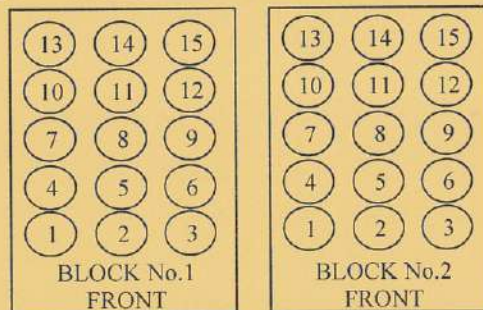
1. THIS INSTRUMENT WAS CALIBRATED BY DIRECT MEASUREMENT TEMPERATURE RECORDER WITH THERMOCOUPLE TYPE K UNDER NO LOAD CONDITION. THE THERMOCOUPLES WERE PLACED ON 15 POINTS AND LOCATED ONE THERMOCOUPLE IN EACH OF THE FOUR CORNERS OF THE REACTOR AND PLACED THE EIGHTH THERMOCOUPLE AT THE CENTER OF THE REACTOR.

2. REFERENCE STANDARD INSTRUMENTS :-

INSTRUMENT	MODEL	SERIAL No	CERTIFICATE No	DUE DATE
1) DATA LOGGER WITH TC TYPE K	HYDRA 2635A	8009008	23T6640	14-Jul-24

3. THIS RESULT WAS FOUND ACCURATE AS SHOWN ON DATE AND PLACE OF CALIBRATION ONLY.
4. THIS RESULT EXCLUDE LONG TERM STABILITY OF THE UNIT UNDER CALIBRATION.
5. THIS CERTIFICATE IS TRACEABLE TO THE INTERNATIONAL SYSTEM OF UNIT MAINTAINED AT:-
- NATIONAL INSTITUTE OF METROLOGY (THAILAND) THROUGH QUALITY CALIBRATION CO.,LTD.

RESULT OF CALIBRATION :- WITHOUT ADJUSTMENT



TEMPERATURE MEASUREMENT ACCURACY TEST

Block No.	1	2
Controller temperature (°C)	145	145
Indicating Temperature	145	145
Measured Temperature (°C) at Spread Locations	1	150.2
	2	150.2
	3	150.2
	4	149.9
	5	150.1
	6	150.7
	7	149.9
	8	149.9
	9	150.8
	10	149.5
	11	150.2
	12	150.0
	13	149.5
	14	149.5
	15	149.6
Uncertainty of Measurement(± °C)	0.86	0.86

NOTE 1 : THE UNCERTAINTY OF MEASUREMENT EXCLUDED TEMPERATURE UNIFORMITY OF THE CHAMBER

NOTE 2 : THIS CALIBRATION WAS CARRIED OUT AT THE CUSTOMER'S PLACE AT LABORATORY AREA.

THE REPORTED UNCERTAINTY OF MEASUREMENT WAS BASED ON A STANDARD UNCERTAINTY MULTIPLIED BY A COVERAGE FACTOR k=2, PROVIDING A LEVEL OF CONFIDENCE APPROXIMATELY 95%.

END OF CALIBRATION REPORT

F-G

SITHIPHORN ASSOCIATES CO.,LTD. CALIBRATION LABORATORY



451-451/1 Sirinthorn Rd.,Bangbumru, Bangplud Bangkok 10700 THAILAND.
Tel.0-2435-8800 Fax.0-2433-1679 e-mail:cal-center@sithiphorn.com http://www.sithiphorn.com

NSC-TISI-TIS 17025
CALIBRATION 0394

Cert. No. : SP23016

Pages : 1 of 3

Calibration Certificate

Equipment : UV-VIS SPECTROPHOTOMETER
Manufacturer : PERKINELMER
Model : LAMBDA 25
Serial No.: 501S14123010
ID No.: SP03/58
Calibration Mode : WAVELENGTH ACCURACY
PHOTOMETRIC ACCURACY
Condition As Found : GOOD
Customer : S.P.S. CONSULTING SERVICE CO., LTD.
7 SOI PHAHOLYOTHIN 24, PHAHOLYOTHIN ROAD,
CHOMPHON, CHATUCHAK,
BANGKOK 10900, THAILAND.
Location : ORGANIC LABORATORY IV
Ambient Temperature : (25.0 ± 5) °C
Relative Humidity : (48.4 ± 25) %
Received Date : 30 AUGUST 2023
Calibration Date : 30 AUGUST 2023
Date of Issue : 31 AUGUST 2023

Calibrated by :

Nathakorn Pisutpaisan

Approved by :

This certificate is issued in accordance with the requirements of ISO/IEC 17025 standard, may not be reproduced other than in full, except with the prior written approval of the head of Calibration Laboratory.

Continuation of Calibration Certificate

Cert. No. : SP23016

Job No. : VC66SP0014

Pages : 2 of 3

Calibration Method :

This instrument was calibrated by using on-site calibration procedure In-house method : CP-SP-01

The calibration procedure to direct measurement wavelength accuracy by using wavelength standard solution, Photometric accuracy by using absorbance standard filter and absorbance standard solution

The calibration procedure used was based on ASTM E275-01, ASTM E925-02

Condition of this result of calibration :

1. Certified reference materials

Material	Ref. type	Cell serial No.	Cert. No.	Due Date
Holmium liquid	RM-HL	29706	106864	01/11/2024
Didymium liquid	RM-DL	28912	106905	02/11/2024
Neutral density filter	RM-1N2N3N	13877	106918	03/11/2024
Potassium dichromate solutions	RM-0204060810	14204	106902	02/11/2024
Potassium Iodide solution	-	KI-0701-001	CI-0090-22	08/04/2024

2. This result of calibration was found accurate as shown on date and place of calibration only.

3. This certificate is traceable to the international system of unit maintained at :

3.1 The UK National Physical Laboratory (NPL)

3.2 The National Institute of Standards and Technology, NIST.

Result of calibration : Wavelength Accuracy

(Without adjustment)

Material	Certified Values of Reference Material (nm)	UUC* Reading (nm)	Error (nm)	Uncertainty ± (nm)	k Factor
RM-HL	278.13	278.3	0.17	0.16	2.00
	361.25	361.3	0.05	0.16	2.00
	467.82	468.0	0.18	0.16	2.00
	536.56	536.6	0.04	0.16	2.00
	640.50	640.4	-0.10	0.16	2.00
RM-DL	740.09	740.0	-0.09	0.16	2.00
	864.94	865.0	0.06	0.16	2.00

UUC* = Unit Under Calibration

Continuation of Calibration Certificate

Cert. No. : SP23016
Job No. : VC66SP0014
Pages : 3 of 3

Result of calibration : Photometric Accuracy

(Without adjustment)

Material	Wavelength (nm)	Filter S/N	Nominal Absorbance (A)	Certified Absorbance (A)	UUC* Reading Absorbance (A)	Error (A)	Uncertainty ± (A)	k Factor
Neutral Density glass filter	440.0	29360	1.0	1.0517	1.0564	0.0047	0.0031	2.00
		29914	0.7	0.7445	0.7460	0.0015	0.0032	2.00
		29381	0.5	0.5416	0.5429	0.0013	0.0032	2.00
	546.1	29360	1.0	0.9821	0.9849	0.0028	0.0030	2.00
		29914	0.7	0.6961	0.6961	0.0000	0.0030	2.00
		29381	0.5	0.5073	0.5073	0.0000	0.0030	2.00
	590.0	29360	1.0	1.0222	1.0244	0.0022	0.0030	2.00
		29914	0.7	0.7237	0.7234	-0.0003	0.0030	2.00
		29381	0.5	0.5361	0.5360	-0.0001	0.0031	2.00
	635.0	29360	1.0	0.9753	0.9775	0.0022	0.0030	2.00
		29914	0.7	0.6910	0.6910	0.0000	0.0030	2.00
		29381	0.5	0.5211	0.5210	-0.0001	0.0032	2.00
Material	Wavelength (nm)	Solution (mg/l)	Certified Absorbance (A)	UUC* Reading Absorbance (A)	Error (A)	Uncertainty ± (A)	k Factor	
RM-0204060810	235.0	20	0.2422	0.2462	0.0040	0.0101	2.00	
		40	0.4866	0.4900	0.0034	0.0115	2.00	
		60	0.7414	0.7390	-0.0024	0.0068	2.00	
		80	0.9858	0.9871	0.0013	0.0093	2.00	
		100	1.2442	1.2480	0.0038	0.0087	2.00	

UUC* = Unit Under Calibration

Condition of this result of calibration : Spectrophotometer PERKINELMER Model Lambda 25 S/N 501S141230

Resolution of Wavelength Mode 0.1 nm
Resolution of Photometric Mode 0.0001 A
Parameter Setting
Measurement Mode Wavelength, Absorbance
Wavelength Scan 1100 nm-190 nm
Scanning Speed 7.5 nm/min
Data Pitch 0.1 nm
Band width(Wavelength) 1.0 nm
Band width(Vis) 1.0 nm
Band width(Uv) 1.0 nm

Stray Light** UUC* Reading at 220 nm	
Transimission T(%)	Absorbance(A)
0.0111	3.9564

**Specific Acceptance :

Transmission \leq 1.0 T(%), Absorbance \geq 2.0 A

**Stray light not TISI Accredited

The reported uncertainty is based on a standard uncertainty multiplied by a coverage factor k , providing a level of confidence of approximately 95%

End of Calibration Certificate

PinAAcle 900T Preventive Maintenance Report




Company Name: S.P.S. Consulting Service Co.,Ltd.


Instrument Location: AAS Room

Instrument Serial No.: PTCS14111103

Date: 04-Jan-2024

PinAAcle 900T Preventive Maintenance (PM)

Company Name:	S.P.S. Consulting Service Co.,Ltd.		
Address (Instrument Location):	7, Soi Phaholyothin 24, Phaholyothin Road , Ladyao, Khet Jatujak,Bangkok, 		
Serial Number:	PTCS14111103	PM Number:	1OF2
Customer Name (if applicable):		Telephone Number:	
Customer Support Engineer Name:		Service Order Number:	WO-02602325
Date PM Performed: (DD-MMM-YYYY)	04-Jan-2024	Next PM Due Date: (DD-MMM-YYYY)	04-Jul-2024
Standard Labor Hours to Complete PM :		5 hours	

Part Number	Release	Publication Date	
09370143 Rev.8	A	January 2018	

Scope

The purpose of this PM is to ensure the continued functionality of the PinAAcle 900T by inspecting and replacing any worn or damaged parts. This service should only be performed by a trained representative of PerkinElmer.

The customer should save their method before the PM begins.

General Instructions:

The customer must provide the engineer operational data to demonstrate recent instrument performance prior to starting the PM. Always check with the customer before making any changes that may affect the customer's analysis or calibration, including a current back-up of system software and/or data files. The completed document should be signed by an authorized PerkinElmer and customer representative and left with the customer. Update the PM sticker and instrument logbook as required.

Copyright Information

This document contains proprietary information that is protected by copyright. All rights are reserved. No part of this publication may be reproduced in any form whatsoever or translated into any language without the prior, written permission of PerkinElmer, Inc. **Copyright © 2013 PerkinElmer, Inc.**

Trademarks

Registered names, trademarks, etc. used in this document, even when not specifically marked as such, are protected by law. PerkinElmer is a registered trademark of PerkinElmer, Inc. All other trademarks and registered trademarks not owned by PerkinElmer, Inc. or its subsidiaries that are depicted herein are the property of their respective owners.

Except as specifically set forth in its terms and conditions of sale, PerkinElmer makes no Warranty of any kind with regard to this document, including, but not limited to, the implied warranties of merchantability and fitness for a particular purpose.

PerkinElmer shall not be liable for incidental or consequential damages in connection with the furnishing or use of this document.

Component List

Component / Specific Model	Serial #	Configuration Notes

Parts Lists

Parts Included with the PM		
Part Number (if applicable)	Description	Quantity
B0501696	Fan Filters	1
B3002013	THGA Contact Cylinders	1
B3141064	Glycerol for THGA Cooling	N/A
N3160156	O-Ring Kits for Sampling Introduction (Stainless Steels Nebulizer)	N/A
N3160157	O-Ring Kits for Sampling Introduction (Plastic Nebulizer)	1
N9301714	Replacement Acetylene Filter Cartridge	1
TH001022	Replacement Air Filter Cartridge	1

Additional Reagents and Standards Required for PM				
Part Number (if applicable)	Description	Quality	Batch/Lot #	Expired Date (MM/YY)
N9300183	1000 mg/L Copper Standard	AR	26-87CYUY1	30-Jan-2024
N9300244	GFAAS Mixed Standard	AR	58-142CRY1	30-Oct-2024

Additional Reagents and Standards Required for PM (Customer Support Solution)				
Part Number (if applicable)	Description	Quantity	Batch/Lot #	Expiration Date (MM/YY)
N/A	DI Water	250 ml.	AR	AR
N/A	0.5% HNO ₃	250 ml.	AR	AR

Additional Tools Required for PM			
Part Number (if applicable)	Description	Quantity	Serial #
N1013000	0.2A Neutral density filter	1	MG0-252
N1013002	1.0A Neutral density filter	1	MG2-358
B3100652 Or N9307029	Electronic Flow Meter	1	N/A
B0505495	Test Jig	1	N/A
03030997	System 2 EDL Driver	1	03030997
N3050605	As System 2 EDL	1	16148
N3050121	Cu Lumina HCL	1	092216-010130
N3050109	Ba Lumina HCL	1	1-2416--040160
N3050139	K Lumina HCL	1	110716-010060
N3050152	Ni Lumina HCL	1	100516-030190
N3050119	Cr Lumina HCL	1	091911-020150

Procedure Checklist

Use (✓) to check off those steps in the checklist that have been completed.

1. General:

- ✓ Review the instrument performance with the customer and document any recent problems.
- ✓ Inspect the customer log book and make any appropriate PM entries.
- ✓ Perform general inspection of system for cleanliness.

2. PC Instrument Software:

- ✓ Instrument Software user files/databases archived, packed, and/or deleted as needed.

3. Mechanical:

- ✓ Inspect and clean all fans and filters. Replace filters if necessary
- ☐ Inspect all gas and water lines for leaks and/or wear. Replace if needed. Thoroughly inspect all quick connects. Replace the Y connector, P/N 09921079, if needed.
- ✓ Clean exterior of the instrument.

3.1 Flame Technique

- ✓ Inspect the burner head, burner chamber, and nebulizer. Clean if needed as stated in the Hardware Guide.
- ✓ Check burner head dimensions with the feeler gauge as stated in the Hardware Guide in the Maintenance chapter section on cleaning the burner head and checking sloth width. Replace if out of specification
- ✓ Check the condition of the end cap, burner head, and nebulizer O-rings. Replace if necessary.
- ✓ Check the drain system for signs of wear. Replace worn or damaged parts.
- ✓ Visually check for proper flame conditions when igniting the Air-C₂H₂ and N₂O-C₂H₂ flames (if applicable).

3.2 THGA Technique

- ✓ Inspect the pole pieces and clean where the pole pieces contact the furnace. Replace the pole piece p-rings as needed, P/N's B0501018 & B0501250. Grease the O-rings as needed with Apiezon L grease, P/N 09905148
- ✓ Inspect the four insulation pads on the front contact housing of the THGA in furnace. If the pads are missing replace the THGA furnace or replace the insulator pads on the furnace.
- ✓ Inspect the graphite tube and clean the contact cylinders. Replace if necessary.
- ✓ Check internal and external gas flows with the Electronic Gas Flow Meter and the Gas Flow Test Probe as described in the Service Manual. Correct if necessary.
- ✓ Check furnace open/close function.
- ✓ Verify the operation of the GFTV Camera for proper operation and viewing alignment in the furnace camera Tube View window. Align if needed.
- ✓ Check the operation of the Halogen Light ASSY for the GFTV Camera. Replace if needed.
- ✓ Check the water level/quality in the recirculation (if applicable). Add distilled water if necessary.
- ✓ Check the cooling system fluid flow rate with the FCS In-Line Flow Meter for proper levels if needed. Refer to SDB# COSY008.STN

- ✓ Perform Cooling System maintenance if needed per SDB# COSY005.STN.
- ✓ Check auto sampler operation.
- ✓ Perform an auto sampler check valve test as described in the Service Manual.
- ✓ Lubricate the spindles of the auto sampler pumps and all moving parts of the tray mechanics as described in the Service Manual.
- ✓ Inspect the auto sampler sampling capillary as described in the Service Manual. Replace if necessary.

4. Electrical:

- ✓ Inspect PC boards. Clean if necessary.
- ✓ Carefully check all internal and external cable connections.
- ✓ Check instrument firmware revisions upgrade to current levels (if necessary)
- ✓ Run Diagnostics Test within the Advanced function of the Spectrometer page. Check the results in the service log folder in the Spectrometer BM Log Viewer.

5. Optics:

- ✓ Inspect and clean the sample compartment windows, if needed.
- ✓ Inspect and clean the furnace windows, if needed.
- ✓ Inspect and clean the GFTV camera lens, if needed.
- ✓ Inspect optics. Clean or replace if necessary,

6. Gasses:

- ☐ Verify that the Gasses supplied to the instrument are within the pressure and purity specifications found in the PinAAcle 900 Series Pre-installation Checklist SDB.
- ☐ Verify that the air filter element is dry. Replace if necessary.

7. Flame Interlock Check:

Description: Check to ensure that all safety interlocks are closed.

Parameter	Specification	Test Results	Pass/Fail
Flame Sensor	Air/C ₂ H ₂ Flame correctly shuts down	Active	Passed
Drain Sensor	Air/C ₂ H ₂ Flame correctly shuts down	Active	Passed
Nebulizer Sensor	Air/C ₂ H ₂ Flame correctly shuts down	Active	Passed
C ₂ H ₂ Pressure Sensor	Air/C ₂ H ₂ Flame correctly shuts down	Active	Passed
Air Pressure Sensor	Air/C ₂ H ₂ Flame correctly shuts down	Active	Passed
Burner Head Sensor	Choosing Nitrous Oxide as the oxidant should trigger an interlock shuts down	Active	Passed

8. After PM Performance tests [Flame]:

8.1 Detector Linearity with Barium

Description: Ensures that the detector is linear in the Visible Range.

Parameter	Specification	Certificate Value at 553.6 nm (Abs.)	Test Results	Pass/Fail
1.0 A ND Filter	± 5% from Cert.		0.1789	Passed
0.2 A ND Filter	± 5% from Cert.		1.0186	Passed

8.2 Baseline Noise at 1.0 Absorbance with Barium

Description: Ensures that a high absorbance will not produce excessive noise.

Parameter	Specification	Results	Pass/Fail
Standard Deviation	≤ 0.010	0.0017	Passed

8.3 AA Baseline Noise with Copper

Description: Check baseline noise.

Parameter	Specification	Results	Pass/Fail
Standard Deviation	≤ 0.001	0.0001	Passed

8.4 D₂ Background Compensation with Copper

Description: Verifies the instruments ability to compensate for Background absorption.

Parameter	Specification	Results	Pass/Fail
Standard Deviation	≤ 0.010	0.0084	Passed

8.5 AA-BG Baseline Noise with Copper

Description: Ensures that background correction does not produce excessive noise.

Parameter	Specification	Results	Pass/Fail
Standard Deviation	≤ 0.005	0.0004	Passed

8.6 AA-BG Baseline Noise with Arsenic

Description: Ensures that background correction does not produce excessive noise at a low wavelength.

Parameter	Specification	Results	Pass/Fail
Standard Deviation	≤ 0.005	0.0013	Passed

8.7 Flame Sensitivity

Description: Instrument Sensitivity checked against Copper standard.

Standard Copper Sensitivity	Specification	Results (Abs.)	Pass/Fail
5 mg/L Sensitivity SS Neb (if applicable)	> 0.250 Abs.	N/A	Not Applicable
2 mg/L Sensitivity HS Neb (if applicable)	> 0.250 Abs.	0.4241	Passed

9. After PM Performance tests [THGA]:

9.1 Furnace Gas Flows

Description: Ensures the flow rates are within specification.

Parameter	Specification	Test Results	Pass/Fail
Internal Flow Rate	250 mL/min \pm 25 mL/min	251	Passed
External Flow Rate	100 mL/min \pm 10 mL/min	102	Passed

9.2 Chromium Baseline Noise

Description: Signal to noise check.

Parameter	Specification	Results	Pass/Fail
Baseline Noise	≤ 0.005 Abs.	0.0008	Passed
Standard Deviation	≤ 0.005	0.0003	Passed

9.3 Chromium Characteristic Mass and Precision

Description: Calculate the characteristic mass using the characteristic mass tool and precision from the integrated absorbance values.

Parameter	Specification	Results	Pass/Fail
Cr m_0 Results	≤ 7.0 pg/0.0044 A-s	6.2	Passed
Precision	≤ 2.0 %	0.61	Passed

9.4 Copper Characteristic Mass and Zeeman Ratio

Description: Calculate the characteristic mass using the characteristic mass tool and check the Zeeman Ratio.

Parameter	Specification	Results	Pass/Fail
Cu m ₀ Result	≤ 16.5 pg/0.0044 A-s	13.6	Passed
Zeeman Ratio	0.52 ± 0.04	0.544	Passed

10. Review:

- ☒ Review with the customer PM work performed.
- ☒ Review with the customer routine maintenance procedures.
- ☒ Discuss recommended customer supplied materials to have on hand.
- ☒ Attach PM sticker.

Additional Comments

Additional Comments Regarding the PM	
Zeeman Ratio	$= \frac{\text{Atomic Signal (Peak area)}}{\text{Atomic Signal (Peak area)} + \text{Background Signal (Peak area)}}$ $= \frac{0.1602}{0.2940}$ $= 0.544$

Review

<i>The preventive maintenance checks and if applicable performance tests for PinAAcle 900T have been completed.</i>	
<i>This PinAAcle 900T Passes <input checked="" type="checkbox"/> Fails <input type="checkbox"/> the preventive maintenance.</i>	
Review of Preventive Maintenance:	
Authorized PerkinElmer Representative: [REDACTED]	Date: 04-Jan-2024 <small>(DD-MMM-YYYY)</small>
Authorized Customer Representative:	Date: 04-Jan-2024 <small>(DD-MMM-YYYY)</small>

Customer :	<u>S.P.S.Consulting Service Co.,Ltd</u>	Date Tested:	January 4, 2024
Address :	<u>7 Soi Phaholyothin 24</u>	Recommendation Recertification	
	<u>Paholyothin Road</u>	Period	6 Months
	<u>Jompol Chatuchak, Bangkok 1090</u>	Recertification Due:	July 4, 2024
User Name:	<u>K. [REDACTED]</u>	Date Last Certified:	July 6, 2023
<u>[REDACTED]</u>	<u>[REDACTED]</u>	<u>[REDACTED]</u>	<u>[REDACTED]</u>
<u>[REDACTED]</u>	<u>[REDACTED]</u>	<u>[REDACTED]</u>	<u>[REDACTED]</u>

Page 1 of 4



MAINTENANCE AND TEST CERTIFICATE MODEL

OPTIMA 5300DV

SERIAL NUMBER 077C7042401**DATE TESTED** January 4, 2024**1. MECHANICAL CHECKS**

A. Inspect and clean all fans and filters.

☐ OK

B. Inspect and replace as necessary, all torch components including the RF coil.

☐ OK

C. Inspect all tubing for sign of clacking or leaking.

☐ OK

D. Adjust water and gas pressure regulator settings.

☐ OK

E. Inspect and leak check pneumatics drawers.

☐ OK

F. Clean the exterior of the instrument.

☐ OK**2. OPTICAL CHECKS**

A. Inspect and clean all optical components.

☐ OK

B. As required, check and replace all purgefilters.

☐ OK

C. Recheck optical alignment.

☐ OK**3. COOLING SYSTEM CHECKS**

A. Perform preventive maintenance on chiller.

☐ OK

B. Flush out the chiller every year.

☐ N/A**4. PERFORMANCE CHECKS**

A. Torch View Alignment.

☐ OK

B. Wavelength Calibration.

☐ OK



MAINTENANCE AND TEST CERTIFICATE MODEL

OPTIMA 5300DV

SERIAL NUMBER : 077C7042401
DATE TESTED : January 4, 2024

PARAMETER		SPECIFICATION		FINAL VALUE	
Spectral Resolution : UV	As 193.696 nm	≤ 0.007		0.00529	
	Ni 231.604 nm	≤ 0.008		0.00672	
	Ni 341.476 nm	≤ 0.012		0.00793	
Spectral Resolution : VIS	La 408.672 nm	≤ 0.020		0.01588	
	Ba 455.403 nm	≤ 0.025		0.02280	
Precision					
	As 193.656 nm	% RSD	< 1.0	0.92	%
	Zn 213.856 nm	% RSD	< 1.0	0.95	%
	Mn 257.610 nm	% RSD	< 1.0	0.75	%
	La 379.478 nm	% RSD	< 1.0	0.44	%
	Ba 455.403 nm	% RSD	< 1.0	0.46	%
	Ba 493.408 nm	% RSD	< 1.0	0.37	%
Detection Limits : Axial	Tl 190.080 nm	3(sd)		19.99	ppb
	As 193.696 nm	3(sd)		26.66	ppb
	Pb 220.353 nm	3(sd)		1.81	ppb
Detection Limits : Radial	As 193.696 nm	3(sd)		38.21	ppb
	Zn 213.856 nm	3(sd)		2.48	ppb
	Mn 257.610 nm	3(sd)		0.59	ppb
	La 379.478 nm	3(sd)		5.52	ppb
	Ba 455.403 nm	3(sd)		0.13	ppb
	Ba 493.408 nm	3(sd)		1.08	ppb
BEC : Axial (IB X 500)/(IS-IB)	Cd 226.502 nm	≤ 150 ppb		141.47	
BEC : Radial (IB X 1000)/(IS-IB)	Mn 257.610 nm	≤ 45 ppb		29.04	



MAINTENANCE AND TEST CERTIFICATE MODEL

OPTIMA 5300DV

SERIAL NUMBER 077C7042401**DATE TESTED** January 4, 2024**Remarks :**

Commissioning follow as commissioning performance sheets.

This is to certify that the above tests have been performed and the configuration tested

☒

meets

☐

does not meet

the PerkinElmer Specifications listed on this certificate.

This certificate does not modify PerkinElmer's standard terms and condition of sale, including warranty terms.



Service Engineer

ลำดับที่ 4

คุณภาพเก่า



MAINTENANCE AND TEST CERTIFICATE MODEL

OPTIMA 5300DV

Customer : <u>S.P.S.Consulting Service Co.,Ltd</u> Address : <u>7 Soi Phaholyothin 24</u> <u>Paholyothin Road</u> <u>Jompol Chatuchak, Bangkok 1090</u>	Date Tested: <u>January 4, 2024</u> Recommendation Recertification Period <u>6</u> Months Recertification Due: <u>July 4, 2024</u> Date Last Certified: <u>July 6, 2023</u>
<div style="background-color: black; width: 100px; height: 15px; margin-bottom: 5px;"></div> <div style="background-color: black; width: 100px; height: 15px; margin-bottom: 5px;"></div> <div style="background-color: black; width: 100px; height: 15px;"></div>	<div style="background-color: black; width: 100px; height: 15px; margin-bottom: 5px;"></div> <div style="background-color: black; width: 100px; height: 15px; margin-bottom: 5px;"></div> <div style="background-color: black; width: 100px; height: 15px;"></div>

CONFIGURATION TESTED	ACCESSORIES/COMPONENT NOT INCLUDED	
MODEL	SERIAL NUMBER	
<u>OPTIMA 5300DV</u>	<u>077C7042401</u>	
TESTED EQUIPMENT	CALIBRATION NUMBER	EXPIRATION
<u>IPV Methods</u>		
TEST STANDARD USED	PART NUMBER	EXPIRATION DATE
<u>Multielement Standard</u>	<u>N069-1579</u>	<u>December 30, 2024</u>
<u>Wavecal Solution</u>	<u>N058-2152</u>	<u>March 30, 2024</u>
<u>VIS Wavecal solution</u>	<u>N930-2946</u>	<u>February 28, 2024</u>
<u>Instrument Cal. STD4</u>	<u>N930-0221</u>	<u>November 30, 2024</u>
CUSTOMER SUPPLIED	COMMENTS	CUSTOMER INITIALS
<u>2 % HNO3</u>		
<u>10 % HNO3</u>		



MAINTENANCE AND TEST CERTIFICATE MODEL

OPTIMA 5300DV

SERIAL NUMBER 077C7042401**DATE TESTED** January 4, 2024**1. MECHANICAL CHECKS**

A. Inspect and clean all fans and filters.

☐ OK

B. Inspect and replace as necessary, all torch components including the RF coil.

☐ OK

C. Inspect all tubing for sign of clacking or leaking.

☐ OK

D. Adjust water and gas pressure regulator settings.

☐ OK

E. Inspect and leak check pneumatics drawers.

☐ OK

F. Clean the exterior of the instrument.

☐ OK**2. OPTICAL CHECKS**

A. Inspect and clean all optical components.

☐ OK

B. As required, check and replace all purgefilters.

☐ OK

C. Recheck optical alignment.

☐ OK**3. COOLING SYSTEM CHECKS**

A. Perform preventive maintenance on chiller.

☐ OK

B. Flush out the chiller every year.

☐ N/A**4. PERFORMANCE CHECKS**

A. Torch View Alignment.

☐ OK

B. Wavelength Calibration.

☐ OK



MAINTENANCE AND TEST CERTIFICATE MODEL

OPTIMA 5300DV

SERIAL NUMBER : 077C7042401
DATE TESTED : January 4, 2024

PARAMETER		SPECIFICATION		FINAL VALUE	
Spectral Resolution : UV	As 193.696 nm	≤ 0.007		<u>0.00529</u>	
	Ni 231.604 nm	≤ 0.008		<u>0.00672</u>	
	Ni 341.476 nm	≤ 0.012		<u>0.00793</u>	
Spectral Resolution : VIS	La 408.672 nm	≤ 0.020		<u>0.01588</u>	
	Ba 455.403 nm	≤ 0.025		<u>0.02280</u>	
Precision					
	As 193.656 nm	% RSD	< 1.0	<u>0.92</u>	%
	Zn 213.856 nm	% RSD	< 1.0	<u>0.95</u>	%
	Mn 257.610 nm	% RSD	< 1.0	<u>0.75</u>	%
	La 379.478 nm	% RSD	< 1.0	<u>0.44</u>	%
	Ba 455.403 nm	% RSD	< 1.0	<u>0.46</u>	%
	Ba 493.408 nm	% RSD	< 1.0	<u>0.37</u>	%
Detection Limits : Axial	Tl 190.080 nm	3(sd)		<u>19.99</u>	ppb
	As 193.696 nm	3(sd)		<u>26.66</u>	ppb
	Pb 220.353 nm	3(sd)		<u>1.81</u>	ppb
Detection Limits : Radial	As 193.696 nm	3(sd)		<u>38.21</u>	ppb
	Zn 213.856 nm	3(sd)		<u>2.48</u>	ppb
	Mn 257.610 nm	3(sd)		<u>0.59</u>	ppb
	La 379.478 nm	3(sd)		<u>5.52</u>	ppb
	Ba 455.403 nm	3(sd)		<u>0.13</u>	ppb
	Ba 493.408 nm	3(sd)		<u>1.08</u>	ppb
BEC : Axial (IB X 500)/(IS-IB)	Cd 226.502 nm	≤ 150 ppb		<u>141.47</u>	
BEC : Radial (IB X 1000)/(IS-IB)	Mn 257.610 nm	≤ 45 ppb		<u>29.04</u>	



MAINTENANCE AND TEST CERTIFICATE MODEL

OPTIMA 5300DV

SERIAL NUMBER 077C7042401**DATE TESTED** January 4, 2024**Remarks :**

Commissioning follow as commissioning performance sheets.

This is to certify that the above tests have been performed and the configuration tested




meets



does not meet

the PerkinElmer Specifications listed on this certificate.

This certificate does not modify PerkinElmer's standard terms and condition of sale,



PinAAcle 900T Preventive Maintenance Report


Company Name: S.P.S. Consulting Service Co.,Ltd.


Instrument Location: AAS Room

Instrument Serial No.: PTCS14111103

Date: 04-Jan-2024

PinAAcle 900T Preventive Maintenance (PM)

Company Name:	S.P.S. Consulting Service Co.,Ltd.		
Address (Instrument Location):	7, Soi Phaholyothin 24, Phaholyothin Road , Ladyao, Khet Jatujak,Bangkok, 		
Serial Number:	PTCS14111103	PM Number:	1OF2
Customer Name (if applicable):	K PHENPA	Telephone Number:	
Customer Support Engineer Name:	WIPHAN	Service Order Number:	WO-02602325
Date PM Performed: (DD-MMM-YYYY)	04-Jan-2024	Next PM Due Date: (DD-MMM-YYYY)	04-Jul-2024
Standard Labor Hours to Complete PM :		5 hours	

Part Number	Release	Publication Date	
09370143 Rev.8	A	January 2018	

Scope

The purpose of this PM is to ensure the continued functionality of the PinAAcle 900T by inspecting and replacing any worn or damaged parts. This service should only be performed by a trained representative of PerkinElmer.

The customer should save their method before the PM begins.

General Instructions:

The customer must provide the engineer operational data to demonstrate recent instrument performance prior to starting the PM. Always check with the customer before making any changes that may affect the customer's analysis or calibration, including a current back-up of system software and/or data files. The completed document should be signed by an authorized PerkinElmer and customer representative and left with the customer. Update the PM sticker and instrument logbook as required.

Copyright Information

This document contains proprietary information that is protected by copyright. All rights are reserved. No part of this publication may be reproduced in any form whatsoever or translated into any language without the prior, written permission of PerkinElmer, Inc. **Copyright © 2013 PerkinElmer, Inc.**

Trademarks

Registered names, trademarks, etc. used in this document, even when not specifically marked as such, are protected by law. PerkinElmer is a registered trademark of PerkinElmer, Inc. All other trademarks and registered trademarks not owned by PerkinElmer, Inc. or its subsidiaries that are depicted herein are the property of their respective owners.

Except as specifically set forth in its terms and conditions of sale, PerkinElmer makes no Warranty of any kind with regard to this document, including, but not limited to, the implied warranties of merchantability and fitness for a particular purpose.

PerkinElmer shall not be liable for incidental or consequential damages in connection with the furnishing or use of this document.

Component List

Component / Specific Model	Serial #	Configuration Notes

Parts Lists

Parts Included with the PM		
Part Number (if applicable)	Description	Quantity
B0501696	Fan Filters	1
B3002013	THGA Contact Cylinders	1
B3141064	Glycerol for THGA Cooling	N/A
N3160156	O-Ring Kits for Sampling Introduction (Stainless Steels Nebulizer)	N/A
N3160157	O-Ring Kits for Sampling Introduction (Plastic Nebulizer)	1
N9301714	Replacement Acetylene Filter Cartridge	1
TH001022	Replacement Air Filter Cartridge	1

Additional Reagents and Standards Required for PM				
Part Number (if applicable)	Description	Quality	Batch/Lot #	Expired Date (MM/YY)
N9300183	1000 mg/L Copper Standard	AR	26-87CYUY1	30-Jan-2024
N9300244	GFAAS Mixed Standard	AR	58-142CRY1	30-Oct-2024

Additional Reagents and Standards Required for PM (Customer Support Solution)				
Part Number (if applicable)	Description	Quantity	Batch/Lot #	Expiration Date (MM/YY)
N/A	DI Water	250 ml.	AR	AR
N/A	0.5% HNO ₃	250 ml.	AR	AR

Additional Tools Required for PM			
Part Number (if applicable)	Description	Quantity	Serial #
N1013000	0.2A Neutral density filter	1	MG0-252
N1013002	1.0A Neutral density filter	1	MG2-358
B3100652 Or N9307029	Electronic Flow Meter	1	N/A
B0505495	Test Jig	1	N/A
03030997	System 2 EDL Driver	1	03030997
N3050605	As System 2 EDL	1	16148
N3050121	Cu Lumina HCL	1	092216-010130
N3050109	Ba Lumina HCL	1	1-2416--040160
N3050139	K Lumina HCL	1	110716-010060
N3050152	Ni Lumina HCL	1	100516-030190
N3050119	Cr Lumina HCL	1	091911-020150

Procedure Checklist

Use (✓) to check off those steps in the checklist that have been completed.

1. General:

- ☒ Review the instrument performance with the customer and document any recent problems.
- ☒ Inspect the customer log book and make any appropriate PM entries.
- ☒ Perform general inspection of system for cleanliness.

2. PC Instrument Software:

- ☒ Instrument Software user files/databases archived, packed, and/or deleted as needed.

3. Mechanical:

- ☒ Inspect and clean all fans and filters. Replace filters if necessary
- ☐ Inspect all gas and water lines for leaks and/or wear. Replace if needed. Thoroughly inspect all quick connects. Replace the Y connector, P/N 09921079, if needed.
- ☒ Clean exterior of the instrument.

3.1 Flame Technique

- ☒ Inspect the burner head, burner chamber, and nebulizer. Clean if needed as stated in the Hardware Guide.
- ☒ Check burner head dimensions with the feeler gauge as stated in the Hardware Guide in the Maintenance chapter section on cleaning the burner head and checking sloth width. Replace if out of specification
- ☒ Check the condition of the end cap, burner head, and nebulizer O-rings. Replace if necessary.
- ☒ Check the drain system for signs of wear. Replace worn or damaged parts.
- ☒ Visually check for proper flame conditions when igniting the Air-C₂H₂ and N₂O-C₂H₂ flames (if applicable).

3.2 THGA Technique

- ☒ Inspect the pole pieces and clean where the pole pieces contact the furnace. Replace the pole piece p-rings as needed, P/N's B0501018 & B0501250. Grease the O-rings as needed with Apiezon L grease, P/N 09905148
- ☒ Inspect the four insulation pads on the front contact housing of the THGA in furnace. If the pads are missing replace the THGA furnace or replace the insulator pads on the furnace.
- ☒ Inspect the graphite tube and clean the contact cylinders. Replace if necessary.
- ☒ Check internal and external gas flows with the Electronic Gas Flow Meter and the Gas Flow Test Probe as described in the Service Manual. Correct if necessary.
- ☒ Check furnace open/close function.
- ☒ Verify the operation of the GFTV Camera for proper operation and viewing alignment in the furnace camera Tube View window. Align if needed.
- ☒ Check the operation of the Halogen Light ASSY for the GFTV Camera. Replace if needed.
- ☒ Check the water level/quality in the recirculation (if applicable). Add distilled water if necessary.
- ☒ Check the cooling system fluid flow rate with the FCS In-Line Flow Meter for proper levels if needed. Refer to SDB# COSY008.STN

- ✓ Perform Cooling System maintenance if needed per SDB# COSY005.STN.
- ✓ Check auto sampler operation.
- ✓ Perform an auto sampler check valve test as described in the Service Manual.
- ✓ Lubricate the spindles of the auto sampler pumps and all moving parts of the tray mechanics as described in the Service Manual.
- ✓ Inspect the auto sampler sampling capillary as described in the Service Manual. Replace if necessary.

4. Electrical:

- ✓ Inspect PC boards. Clean if necessary.
- ✓ Carefully check all internal and external cable connections.
- ✓ Check instrument firmware revisions upgrade to current levels (if necessary)
- ✓ Run Diagnostics Test within the Advanced function of the Spectrometer page. Check the results in the service log folder in the Spectrometer BM Log Viewer.

5. Optics:

- ✓ Inspect and clean the sample compartment windows, if needed.
- ✓ Inspect and clean the furnace windows, if needed.
- ✓ Inspect and clean the GFTV camera lens, if needed.
- ✓ Inspect optics. Clean or replace if necessary,

6. Gasses:

- ☐ Verify that the Gasses supplied to the instrument are within the pressure and purity specifications found in the PinAAcle 900 Series Pre-installation Checklist SDB.
- ☐ Verify that the air filter element is dry. Replace if necessary.

7. Flame Interlock Check:

Description: Check to ensure that all safety interlocks are closed.

Parameter	Specification	Test Results	Pass/Fail
Flame Sensor	Air/C ₂ H ₂ Flame correctly shuts down	Active	Passed
Drain Sensor	Air/C ₂ H ₂ Flame correctly shuts down	Active	Passed
Nebulizer Sensor	Air/C ₂ H ₂ Flame correctly shuts down	Active	Passed
C ₂ H ₂ Pressure Sensor	Air/C ₂ H ₂ Flame correctly shuts down	Active	Passed
Air Pressure Sensor	Air/C ₂ H ₂ Flame correctly shuts down	Active	Passed
Burner Head Sensor	Choosing Nitrous Oxide as the oxidant should trigger an interlock shuts down	Active	Passed

8. After PM Performance tests [Flame]:

8.1 Detector Linearity with Barium

Description: Ensures that the detector is linear in the Visible Range.

Parameter	Specification	Certificate Value at 553.6 nm (Abs.)	Test Results	Pass/Fail
1.0 A ND Filter	± 5% from Cert.		0.1789	Passed
0.2 A ND Filter	± 5% from Cert.		1.0186	Passed

8.2 Baseline Noise at 1.0 Absorbance with Barium

Description: Ensures that a high absorbance will not produce excessive noise.

Parameter	Specification	Results	Pass/Fail
Standard Deviation	≤ 0.010	0.0017	Passed

8.3 AA Baseline Noise with Copper

Description: Check baseline noise.

Parameter	Specification	Results	Pass/Fail
Standard Deviation	≤ 0.001	0.0001	Passed

8.4 D₂ Background Compensation with Copper

Description: Verifies the instruments ability to compensate for Background absorption.

Parameter	Specification	Results	Pass/Fail
Standard Deviation	≤ 0.010	0.0084	Passed

8.5 AA-BG Baseline Noise with Copper

Description: Ensures that background correction does not produce excessive noise.

Parameter	Specification	Results	Pass/Fail
Standard Deviation	≤ 0.005	0.0004	Passed

8.6 AA-BG Baseline Noise with Arsenic

Description: Ensures that background correction does not produce excessive noise at a low wavelength.

Parameter	Specification	Results	Pass/Fail
Standard Deviation	≤ 0.005	0.0013	Passed

8.7 Flame Sensitivity

Description: Instrument Sensitivity checked against Copper standard.

Standard Copper Sensitivity	Specification	Results (Abs.)	Pass/Fail
5 mg/L Sensitivity SS Neb (if applicable)	> 0.250 Abs.	N/A	Not Applicable
2 mg/L Sensitivity HS Neb (if applicable)	> 0.250 Abs.	0.4241	Passed

9. After PM Performance tests [THGA]:

9.1 Furnace Gas Flows

Description: Ensures the flow rates are within specification.

Parameter	Specification	Test Results	Pass/Fail
Internal Flow Rate	250 mL/min \pm 25 mL/min	251	Passed
External Flow Rate	100 mL/min \pm 10 mL/min	102	Passed

9.2 Chromium Baseline Noise

Description: Signal to noise check.

Parameter	Specification	Results	Pass/Fail
Baseline Noise	≤ 0.005 Abs.	0.0008	Passed
Standard Deviation	≤ 0.005	0.0003	Passed

9.3 Chromium Characteristic Mass and Precision

Description: Calculate the characteristic mass using the characteristic mass tool and precision from the integrated absorbance values.

Parameter	Specification	Results	Pass/Fail
Cr m_0 Results	≤ 7.0 pg/0.0044 A-s	6.2	Passed
Precision	≤ 2.0 %	0.61	Passed

9.4 Copper Characteristic Mass and Zeeman Ratio

Description: Calculate the characteristic mass using the characteristic mass tool and check the Zeeman Ratio.

Parameter	Specification	Results	Pass/Fail
Cu m ₀ Result	≤ 16.5 pg/0.0044 A-s	13.6	Passed
Zeeman Ratio	0.52 ± 0.04	0.544	Passed

10. Review:

- ☒ Review with the customer PM work performed.
- ☒ Review with the customer routine maintenance procedures.
- ☒ Discuss recommended customer supplied materials to have on hand.
- ☒ Attach PM sticker.

Additional Comments

Additional Comments Regarding the PM	
Zeeman Ratio	$= \frac{\text{Atomic Signal (Peak area)}}{\text{Atomic Signal (Peak area)} + \text{Background Signal (Peak area)}}$ $= \frac{0.1602}{0.2940}$ $= 0.544$

Review

<i>The preventive maintenance checks and if applicable performance tests for PinAAcle 900T have been completed.</i>	
<i>This PinAAcle 900T Passes <input checked="" type="checkbox"/> Fails <input type="checkbox"/> the preventive maintenance.</i>	
Review of Preventive Maintenance:	
Authorized PerkinElmer Representative: [REDACTED]	Date: 04-Jan-2024 <small>(DD-MMM-YYYY)</small>
Authorized Customer Representative:	Date: 04-Jan-2024 <small>(DD-MMM-YYYY)</small>



CERTIFICATE No : 23M2442

REFERENCE No : 68471-2

PAGE : 1 OF 2

Certificate of Calibration

EQUIPMENT : DIGITAL BALANCE

MANUFACTURER : SARTORIUS

MODEL : BSA224S-CW

SERIAL No : 36591843

ID No : BA 09/61

CONDITION AS RECEIVED : USED ITEM

SUBMITTED BY : S.P.S. CONSULTING SERVICE CO., LTD.
7 SOI PHAHOLYOTHIN 24, PHAHOLYOTHIN RD.,
JOMPOL, CHATUCHAK, BANGKOK 10900

CALIBRATED BY : 

CALIBRATION DATE : 10-Mar-23

APPROVED BY : 

ISSUED DATE : 16-Mar-23

RECEIVED DATE : 10-Mar-23



CERTIFICATE No : 23M2442

PAGE : 2 OF 2

Calibration Report

EQUIPMENT : DIGITAL BALANCE MODEL : BSA224S-CW
MANUFACTURER : SARTORIUS S/N : 36591843
ID No : BA 09/61 RECEIVED DATE : 10-Mar-23
AIR PRESSURE : 1010mbar \pm 1mbar CALIBRATION DATE : 10-Mar-23
AMBIENT TEMPERATURE : 23°C \pm 1°C RELATIVE HUMIDITY : 49 %RH \pm 10 % RH

CONDITION OF THIS RESULTS OF CALIBRATION

1. THIS INSTRUMENT WAS CALIBRATED BY ACCORDING TO UKAS LAB 14 EDITION 6:2019 BY USING KNOWN WEIGHT STANDARD WEIGHT. THE BALANCE WAS NOT ADJUSTED BEFORE CALIBRATION. THE BALANCE HAS NO ZERO TRACKING FUNCTION. REPEATABILITY WAS MEASURED BY USING 10 REPEATED MEASUREMENTS. LINEARITY WAS MEASURED COVERING 10 POINTS, EVENLY SPREAD OVER THE RANGE. THE INSTRUMENT WAS SET ZERO BEFORE PERFORMING THE LINEARITY TEST. OFF-CENTER LOADING WAS MEASURED BY USING STANDARD WEIGHTS PLACED ON THE PAN AND MOVED TO VARIOUS POSITIONS ON THE PAN.

2. REFERENCE STANDARD INSTRUMENTS :-

INSTRUMENT	MODEL	SERIAL No	CERTIFICATE No	DUE DATE
1) STANDARD WEIGHT SET	E2	QK-I-151	M2302013S	02-Feb-25
2) STANDARD WEIGHT	E2	15843	M2302014S	02-Feb-25

3. THIS RESULT WAS FOUND ACCURATE AS SHOWN ON DATE AND PLACE OF CALIBRATION ONLY.

4. THIS RESULT EXCLUDE LONG TERM STABILITY OF THE UNIT UNDER CALIBRATION.

5. THIS CERTIFICATE IS TRACEABLE TO THE INTERNATIONAL SYSTEM OF UNIT MAINTAINED AT:-

- NATIONAL INSTITUTE OF METROLOGY (THAILAND) THROUGH CENTRAL BUREAU OF WEIGHTS&MEASURES

RESULT OF CALIBRATION :- WITHOUT ADJUSTMENT

1. ZERO SETTING FUNCTION : NORMAL

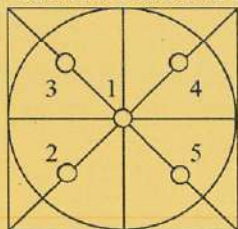
2. TARE FUNCTION : NORMAL

3. REPEATABILITY OF READING AT 200 g WAS 0 g

4. DEPARTURE FROM NOMINAL VALUE/ LINEARITY

NOMINAL VALUE (g)	BALANCE READING (g)	CORRECTION (g)	UNCERTAINTY (\pm g)
0.0	0.0000	0.0000	0.000058
0.1	0.1000	0.0000	0.000059
0.2	0.2000	0.0000	0.000059
0.5	0.5000	0.0000	0.000060
1.0	1.0000	0.0000	0.000060
2.0	2.0000	0.0000	0.000061
5.0	5.0000	0.0000	0.000063
10.0	10.0000	0.0000	0.000067
20.0	20.0001	-0.0001	0.000073
50.0	50.0000	0.0000	0.00011
100.0	100.0001	-0.0001	0.00019
200.0	200.0000	0.0000	0.00032

5. OFF CENTER LOADING ERROR



POINT	READING (g)
1	100.0000
2	99.9999
3	99.9998
4	100.0001
5	100.0000
OFF-CENTER LOADING	0.0002

NOTE: THIS CALIBRATION WAS CARRIED OUT AT THE CUSTOMER'S PLACE AT LABORATORY AREA

THE REPORTED UNCERTAINTY OF MEASUREMENT WAS BASED ON A STANDARD UNCERTAINTY MULTIPLIED BY A COVERAGE FACTOR $k=2$, PROVIDING A LEVEL OF CONFIDENCE APPROXIMATELY 95%.

END OF CALIBRATION REPORT



CERTIFICATE No : 24M2229
REFERENCE No : 72448-3

PAGE : 1 OF 2

Certificate of Calibration

EQUIPMENT : DIGITAL BALANCE

MANUFACTURER : SARTORIUS


MODEL : BSA224S-CW

SERIAL No : 36591843

ID No : BA 09/61

CONDITION AS RECEIVED : USED ITEM

SUBMITTED BY : S.P.S. CONSULTING SERVICE CO., LTD.
7 SOI PHAHOLYOTHIN 24, PHAHOLYOTHIN RD.,
JOMPOL, CHATUCHAK, BANGKOK 10900

CALIBRATED BY : 

CALIBRATION DATE : 08-Mar-24

APPROVED BY : 

ISSUED DATE : 14-Mar-24

RECEIVED DATE : 08-Mar-24



CERTIFICATE No : 24M2229

PAGE : 2 OF 2

Calibration Report

EQUIPMENT : DIGITAL BALANCE **MODEL** : BSA224S-CW
MANUFACTURER : SARTORIUS **S/N** : 36591843
ID No : BA 09/61 **RECEIVED DATE** : 08-Mar-24
AIR PRESSURE : 1010mbar \pm 1mbar **CALIBRATION DATE** : 08-Mar-24
AMBIENT TEMPERATURE : 25° C \pm 1° C **RELATIVE HUMIDITY** : 55 %RH \pm 10 % RH

CONDITION OF THIS RESULTS OF CALIBRATION

1. THIS INSTRUMENT WAS CALIBRATED BY ACCORDING TO UKAS LAB 14 EDITION 6:2019 BY USING KNOWN WEIGHT STANDARD WEIGHT. THE BALANCE WAS NOT ADJUSTED BEFORE CALIBRATION. THE BALANCE HAS NO ZERO TRACKING FUNCTION. REPEATABILITY WAS MEASURED BY USING 10 REPEATED MEASUREMENTS. LINEARITY WAS MEASURED COVERING 10 POINTS, EVENLY SPREAD OVER THE RANGE. THE INSTRUMENT WAS SET ZERO BEFORE PERFORMING THE LINEARITY TEST. OFF-CENTER LOADING WAS MEASURED BY USING STANDARD WEIGHTS PLACED ON THE PAN AND MOVED TO VARIOUS POSITIONS ON THE PAN.

2. REFERENCE STANDARD INSTRUMENTS :-

<u>INSTRUMENT</u>	<u>MODEL</u>	<u>SERIAL No</u>	<u>CERTIFICATE No</u>	<u>DUE DATE</u>
1) STANDARD WEIGHT SET	E2	QK-I-151	M2302013S	02-Feb-25
2) STANDARD WEIGHT	E2	15843	M2302014S	02-Feb-25

3. THE CERTIFICATE IS VALID FOR THE ITEM CALIBRATED AS SHOWN ON THE DATE AND PLACE OF CALIBRATION ONLY.

4. THIS RESULT EXCLUDE LONG TERM STABILITY OF THE UNIT UNDER CALIBRATION.

5. THIS CERTIFICATE IS TRACEABLE TO THE INTERNATIONAL SYSTEM OF UNIT MAINTAINED AT:-

- NATIONAL INSTITUTE OF METROLOGY (THAILAND) THROUGH CENTRAL BUREAU OF WEIGHTS&MEASURES

RESULT OF CALIBRATION :- WITHOUT ADJUSTMENT

1. ZERO SETTING FUNCTION : NORMAL

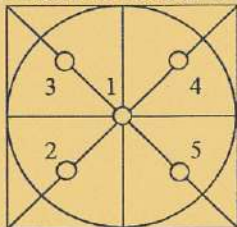
2. TARE FUNCTION : NORMAL

3. REPEATABILITY OF READING AT 200 g WAS 0 g

4. DEPARTURE FROM NOMINAL VALUE/ LINEARITY

NOMINAL VALUE (g)	BALANCE READING (g)	CORRECTION (g)	UNCERTAINTY (\pm g)
0.0	0.0000	0.0000	0.000082
0.1	0.1000	0.0000	0.000083
0.2	0.2000	0.0000	0.000083
0.5	0.5000	0.0000	0.000083
1.0	1.0000	0.0000	0.000084
2.0	2.0000	0.0000	0.000084
5.0	5.0000	0.0000	0.000086
10.0	10.0000	0.0000	0.000089
20.0	20.0001	-0.0001	0.000094
50.0	50.0000	0.0000	0.00012
100.0	100.0001	-0.0001	0.00019
200.0	200.0000	0.0000	0.00032

5. OFF CENTER LOADING ERROR



POINT	READING (g)
1	100.0000
2	100.0000
3	100.0000
4	100.0000
5	100.0000
OFF-CENTER LOADING	0.0000

NOTE: THIS CALIBRATION WAS CARRIED OUT AT THE CUSTOMER'S PLACE AT LABORATORY AREA

THE REPORTED UNCERTAINTY OF MEASUREMENT WAS BASED ON A STANDARD UNCERTAINTY MULTIPLIED BY A COVERAGE FACTOR $k=2$, PROVIDING A LEVEL OF CONFIDENCE APPROXIMATELY 95%.

END OF CALIBRATION REPORT

ลำดับที่ 5

ระดับเสียงในบรรยากาศ

Request No. 21-67/0304

MTC No. EEL. BP. 109/0267

CALIBRATION CERTIFICATE

Submitted by : S.P.S.Consulting Service Co.,Ltd.

Address : 7 Soi Phaholyothin 24, Phaholyothin Road, Jompol, Chatuchak, Bangkok 10900.

Calibrated at : Electrical and Electronic Standards Laboratory, Industrial Metrology and Testing Service Centre.
Soi 1C, Bangpoo Industrial Estate, Sukhumvit Rd., Muang, Samutprakan 10280.

Instrument Calibrated :

Description : Sound Calibrator

Manufacturer : ACO

Model : 2127

Serial No. : 130006

Ambient Environment

Temperature : $(23 + 3) ^\circ\text{C}$

Relative Humidity : $(50 \pm 15) \%$

Ambient Pressure : $(101.325 \pm 1.500) \text{ kPa}$

Standards used :

1. Digital Function Synthesizer NF Electronic DF-193A S/N 122037.
2. Measuring Amplifier Bruel&Kjaer 2636 S/N 1537484.
3. Programmable Attenuator Tamagawa TPA-303A S/N OF 2214.
4. Digital Multimeter Agilent 34401A S/N MY44005560.
5. Pressure Transmitter Vaisala PTB202AD S/N T0650001.
6. Audio Analyzer Keithley 2015-P S/N4106495.
7. Condenser Microphone B&K 4180 S/N 2889871.

Calibration Procedure: CP-102-04 based on IEC 60942-2003; The sound pressure level generated by sound calibrator under test shall be measured by standard microphone using an insert voltage technique.

This instrument has been calibrated against standards maintained at Electrical and Electronic Standards Laboratory (EEL), which are traceable to the International System of Units through the National Institute of Metrology (Thailand).

The information on actual reading is attached herewith and the uncertainty limits quoted refer to the measured values only.

Date of Receipt : 22 Feb. 2024

Date of Calibration : 4 Mar. 2024

The results relate only to the items tested/calibrated or value assigned.

Advertising the Report/Certificate and publicity of the results except in full are prohibited unless written permission is obtained from the governor of TISTR.

FM.BL.MTC.002 Rev.4

Head Office

35 Mu 3 Tambon Khlong Ha, Amphoe Khlong Luang,
Changwat Pathumthani 12120, Thailand

Tel. (66) 0 2577 9000

Fax. (66) 0 2577 9009

E-mail : rumpai@tistr.or.th Website:www.tistr.or.th

Office/Laboratory

Soi 1C, Bangpoo Industrial Estate, Sukhumvit Road,
Amphoe Muang, Changwat Samutprakan 10280, Thailand

Tel. (66) 0 2323 1672-80 ext. 115, 116

Fax. (66) 0 2323 9165

E-mail : mtc@tistr.or.th

Office

196 Phahonyothin Road, Chatuchak, Bangkok 10900,
Thailand

Tel. (66) 0 2579 1121-30 ext. 5219, 5225, 5217

Fax. (66) 0 2579 8592

E-mail : sumalee@tistr.or.th

THAILAND INSTITUTE OF SCIENTIFIC AND TECHNOLOGICAL RESEARCH (TISTR)

Request No. 21-67/0304

MTC No. EEL. BP. 109/0267

The reported expanded uncertainty is based upon a standard uncertainty multiplied by a coverage factor $k = 2$, providing a level of confidence of approximately 95%.

Nominal Output of Unit Under Test = 94 dB re 20 μ Pa at 1000 Hz

Acoustic Output in dB re 20 μ Pa, Corrected to Reference Conditions: 101.325 kPa, 23.0 °C and 50 %RH.

1. Sound Pressure Level

Standard Microphone Type	Measured Sound Pressure Level (dB)	Deviated value (dB)	Uncertainty (dB)	Tolerance limit IEC60942:2003 Class 2
1/2 inch Bruel&Kjaer 4180	93.85	-0.15	± 0.10	± 0.75 dB

2. Frequency

Standard Microphone Type	Measured Frequency (Hz)	Deviated value (Hz)	Uncertainty (Hz)	Tolerance limit IEC60942:2003 Class 2
1/2 inch Bruel&Kjaer 4180	999.9	-0.1	± 1.5	$\pm 2.0\%$

3. Total Distortion


Standard Microphone Type	Measured Total Distortion (%)	Uncertainty (%)	Tolerance limit IEC60942:2003 Class 2
1/2 inch Bruel&Kjaer 4180	1.65	± 0.50	$\pm 4.0\%$

Note : 1. No adjustment.


2. The calibrator pressure correction was not included.

3. The microphone volume correction was not included.

Calibrated by :



Approved by :



Director

Electrical and Electronic Standards Laboratory
Industrial Metrology and Testing Service Centre

Date of Calibration : 4 Mar. 2024

Date of Issue : 5 Mar. 2024

Ref : 2011267022200795001

End of Certificate

2 / 2

The results relate only to the items tested/calibrated or value assigned.

Advertising the Report/Certificate and publicity of the results except in full are prohibited unless written permission is obtained from the governor of TISTR.

FM.BL.MTC.002 Rev.4

Head Office

35 Mu 3 Tambon Khlong Ha, Amphoe Khlong Luang,
Changwat Pathumthani 12120, Thailand
Tel. (66) 0 2577 9000
Fax. (66) 0 2577 9009
E-mail : rumpai@tistr.or.th Website:www.tistr.or.th

Office/Laboratory

Soi 1C, Bangpoo Industrial Estate, Sukhumvit Road,
Amphoe Muang, Changwat Samutprakan 10280, Thailand
Tel. (66) 0 2323 1672-80 ext. 115, 116
Fax. (66) 0 2323 9165
E-mail : mtc@tistr.or.th

Office

196 Phahonyothin Road, Chatuchak, Bangkok 10900,
Thailand
Tel. (66) 0 2579 1121-30 ext. 5219, 5225, 5217
Fax. (66) 0 2579 8592
E-mail : sumalee@tistr.or.th




บริษัท เอส.พี.เอส. คอนซัลติ้ง เซอร์วิส จำกัด
S.P.S. CONSULTING SERVICE CO., LTD.
7 ซอยพหลโยธิน 24 ถนนพหลโยธิน แขวงจอมพล เขตจตุจักร กรุงเทพฯ 10900
7 Soi Phaholyothin 24, Phaholyothin Rd., Jompol, Chatuchak, Bangkok 10900
Tel : (662) 939-4370-72, Fax : (662) 513-4221, E-mail : sale@spscon.com., www.spscon.com

Noise R_300/24

Sound Level Meter Calibration Report

Acoustic Calibrator Data						
Brand	ACO			Number	AC 03/56	
Model	2127			Serial No.	130006	
Calibration Range	94 dB, 1000 Hz			Last Calibration	04 March 2024	
				Due Date	04 March 2025	
Calibration Data						
Sound Level Meter Data				Calibration Data		
SLM No.	Brand	Model	Serial No.	Date	Actual Reading [dB]	
					Before Adjustment	After Adjustment
ACO-R22	ACO	6236	00182010	27 May 2024	94.0	93.9
ACO-R23	ACO	6236	00192035	27 May 2024	93.9	93.9
ACO-R29	ACO	6236	00192041	27 May 2024	93.9	93.9
ACO-R30	ACO	6236	00192042	27 May 2024	93.9	93.9
ACO-R34	ACO	6236	00192046	27 May 2024	94.0	93.9
ACO-R38	ACO	6236	00192050	27 May 2024	93.9	93.9
ACO-R46	ACO	6236	00192058	27 May 2024	93.9	93.9
Acoustic Certified Value : Thailand Institute of Scientific and Technological Research (TISTR)					93.85 ± 0.10 dB	

Calibrated by :



Request No. 21-67/0304

MTC No. EEL. BP. 110/0267

CALIBRATION CERTIFICATE

Submitted by : S.P.S.Consulting Service Co.,Ltd.

Address : 7 Soi Phaholyothin 24, Phaholyothin Road, Jompol, Chatuchak, Bangkok 10900.

Calibrated at : Electrical and Electronic Standards Laboratory, Industrial Metrology and Testing Service Centre.
Soi 1C, Bangpoo Industrial Estate, Sukhumvit Rd., Muang, Samutprakan 10280.

Instrument Calibrated :

Description : Acoustic Calibrator

Manufacturer : Cirrus

Model : CR:515

Serial No. : 92002

Ambient Environment

Temperature : $(23 \pm 3) ^\circ\text{C}$

Relative Humidity : $(50 \pm 15) \%$

Ambient Pressure : $(101.325 \pm 1.500) \text{ kPa}$

Standards used : 1. Digital Function Synthesizer NF Electronic DF-193A S/N 122037.

2. Measuring Amplifier Bruel&Kjaer 2636 S/N 1537484.

3. Programmable Attenuator Tamagawa TPA-303A S/N OF 2214.

4. Digital Multimeter Agilent 34401A S/N MY44005560.

5. Pressure Transmitter Vaisala PTB202AD S/N T0650001.

6. Audio Analyzer Keithley 2015-P S/N 4106495.

7. Condenser Microphone Bruel&Kjaer 4180 S/N 2889871.

Calibration Procedure: CP-102-04 based on IEC 60942-2003. The sound pressure level of instrument was measured by standard microphone using an insert voltage technique.

This instrument has been calibrated against standards maintained at Electrical and Electronic Standards Laboratory (EEL), which are traceable to the International System of Units through the National Institute of Metrology (Thailand).

The information on actual reading is attached herewith and the uncertainty limits quoted refer to the measured values only.

Date of Receipt : 22 Feb. 2024

Date of Calibration : 5 Mar. 2024

The results relate only to the items tested/calibrated or value assigned.

Advertising the Report/Certificate and publicity of the results except in full are prohibited unless written permission is obtained from the governor of TISTR.

FM.BL.MTC.002 Rev.4

Head Office

35 Mu 3 Tambon Khlong Ha, Amphoe Khlong Luang,
Changwat Pathumthani 12120, Thailand

Tel. (66) 0 2577 9000

Fax. (66) 0 2577 9009

E-mail : rumpai@tistr.or.th Website:www.tistr.or.th

Office/Laboratory

Soi 1C, Bangpoo Industrial Estate, Sukhumvit Road,
Amphoe Muang, Changwat Samutprakan 10280, Thailand

Tel. (66) 0 2323 1672-80 ext. 115, 116

Fax. (66) 0 2323 9165

E-mail : mtc@tistr.or.th

Office

196 Phahonyothin Road, Chatuchak, Bangkok 10900,
Thailand

Tel. (66) 0 2579 1121-30 ext. 5219, 5225, 5217

Fax. (66) 0 2579 8592

E-mail : sumalee@tistr.or.th

THAILAND INSTITUTE OF SCIENTIFIC AND TECHNOLOGICAL RESEARCH (TISTR)

Request No. 21-67/0304

MTC No. EEL. BP. 110/0267

The reported expanded uncertainty is based upon a standard uncertainty multiplied by a coverage factor $k = 2$, providing a level of confidence of approximately 95%.

Nominal Output of Unit Under Test = 94 dB re 20 μ Pa at 1000 Hz

Acoustic Output in dB re 20 μ Pa, Corrected to Reference Conditions : 101.325 kPa, 23.0°C and 50 %RH

1. Sound Pressure Level

Standard Microphone Type	Measured Sound Pressure Level (dB)	Deviated value (dB)	Uncertainty (dB)	Tolerance limit IEC60942:2003 Class 1
1/2 inch Bruel&Kjaer 4180	94.04	0.04	± 0.10	± 0.40 dB

2. Frequency

Standard Microphone Type	Measured Frequency (Hz)	Deviated value (Hz)	Uncertainty (Hz)	Tolerance limit IEC60942:2003 Class 1
1/2 inch Bruel&Kjaer 4180	1000.3	0.3	± 1.5	$\pm 1.0\%$

3. Total distortion


Standard Microphone Type	Measured Total distortion (%)	Uncertainty (%)	Tolerance limit IEC60942:2003 Class 1
1/2 inch Bruel&Kjaer 4180	1.70	± 0.50	$\pm 3.0\%$

Note : 1. No adjustment.


2. The calibrator pressure correction was not included.

3. The microphone volume correction was not included.

Calibrated by



Approved by :



Electrical and Electronic Standards Laboratory

Industrial Metrology and Testing Service Centre

Date of Calibration : 5 Mar. 2024

Date of Issue : 6 Mar. 2024

Ref : 2011267022200795002

End of Certificate

2 / 2

The results relate only to the items tested/calibrated or value assigned.

Advertising the Report/Certificate and publicity of the results except in full are prohibited unless written permission is obtained from the governor of TISTR.

FM.BL.MTC.002 Rev.4

Head Office

35 Mu 3 Tambon Khlong Ha, Amphoe Khlong Luang,
Changwat Pathumthani 12120, Thailand
Tel. (66) 0 2577 9000
Fax. (66) 0 2577 9009
E-mail : rumpai@tistr.or.th Website:www.tistr.or.th

Office/Laboratory

Soi 1C, Bangpoo Industrial Estate, Sukhumvit Road,
Amphoe Muang, Changwat Samutprakan 10280, Thailand
Tel. (66) 0 2323 1672-80 ext. 115, 116
Fax. (66) 0 2323 9165
E-mail : mtc@tistr.or.th

Office

196 Phahonyothin Road, Chatuchak, Bangkok 10900,
Thailand
Tel. (66) 0 2579 1121-30 ext. 5219, 5225, 5217
Fax. (66) 0 2579 8592
E-mail : sumalee@tistr.or.th



บริษัท เอส.พี.เอส. คอนซัลติ้ง เซอร์วิส จำกัด
S.P.S. CONSULTING SERVICE CO., LTD.
7 ซอยพหลโยธิน 24 ถนนพหลโยธิน แขวงจตุจักร กรุงเทพฯ 10900
7 Soi Phaholyothin 24, Phaholyothin Rd., Jompol, Chatuchak, Bangkok 10900
Tel : (662) 939-4370-72 Fax : (662) 513-4221 E-mail : sales@spscon.com, www.spscon.com

Noise R_300-1/24

Sound Level Meter Calibration Report


Acoustic Calibrator Data

Brand	CIRRUS	Number	AC-CR01/63
Model	CR515	Serial No.	92002
Calibration Range	94 dB, 1000 Hz	Last Calibration	05 March 2024
		Due Date	05 March 2025

Calibration Data

Sound Level Meter Data				Calibration Data		
SLM No.	Brand	Model	Serial No.	Date	Actual Reading [dB]	
					Before Adjustment	After Adjustment
CR-B05	Cirrus	CR161B	G301134	27 May 2024	94.0	94.0
CR-B06	Cirrus	CR161B	G301151	27 May 2024	94.0	94.0
CR-B07	Cirrus	CR161B	G301167	27 May 2024	94.1	94.0
Acoustic Certified Value : Thailand Institute of Scientific and Technological Research (TISTR)					94.04 ± 0.10 dB	

Calibrated by



ลำดับที่ 6

ระดับเสียงในสถานประกอบการ

Request No. 21-67/0304

MTC No. EEL. BP. 109/0267

CALIBRATION CERTIFICATE

Submitted by : S.P.S.Consulting Service Co.,Ltd.

Address : 7 Soi Phaholyothin 24, Phaholyothin Road, Jompol, Chatuchak, Bangkok 10900.

Calibrated at : Electrical and Electronic Standards Laboratory, Industrial Metrology and Testing Service Centre.
Soi 1C, Bangpoo Industrial Estate, Sukhumvit Rd., Muang, Samutprakan 10280.

Instrument Calibrated :

Description : Sound Calibrator

Manufacturer : ACO

Model : 2127

Serial No. : 130006

Ambient Environment

Temperature : $(23 + 3) ^\circ\text{C}$

Relative Humidity : $(50 \pm 15) \%$

Ambient Pressure : $(101.325 \pm 1.500) \text{ kPa}$

Standards used :

1. Digital Function Synthesizer NF Electronic DF-193A S/N 122037.
2. Measuring Amplifier Bruel&Kjaer 2636 S/N 1537484.
3. Programmable Attenuator Tamagawa TPA-303A S/N OF 2214.
4. Digital Multimeter Agilent 34401A S/N MY44005560.
5. Pressure Transmitter Vaisala PTB202AD S/N T0650001.
6. Audio Analyzer Keithley 2015-P S/N4106495.
7. Condenser Microphone B&K 4180 S/N 2889871.

Calibration Procedure: CP-102-04 based on IEC 60942-2003; The sound pressure level generated by sound calibrator under test shall be measured by standard microphone using an insert voltage technique.

This instrument has been calibrated against standards maintained at Electrical and Electronic Standards Laboratory (EEL), which are traceable to the International System of Units through the National Institute of Metrology (Thailand).

The information on actual reading is attached herewith and the uncertainty limits quoted refer to the measured values only.

Date of Receipt : 22 Feb. 2024

Date of Calibration : 4 Mar. 2024

The results relate only to the items tested/calibrated or value assigned.

Advertising the Report/Certificate and publicity of the results except in full are prohibited unless written permission is obtained from the governor of TISTR.

FM.BL.MTC.002 Rev.4

Head Office

35 Mu 3 Tambon Khlong Ha, Amphoe Khlong Luang,
Changwat Pathumthani 12120, Thailand
Tel. (66) 0 2577 9000
Fax. (66) 0 2577 9009
E-mail : rumpai@tistr.or.th Website:www.tistr.or.th

Office/Laboratory

Soi 1C, Bangpoo Industrial Estate, Sukhumvit Road,
Amphoe Muang, Changwat Samutprakan 10280, Thailand
Tel. (66) 0 2323 1672-80 ext. 115, 116
Fax. (66) 0 2323 9165
E-mail : mtc@tistr.or.th

Office

196 Phahonyothin Road, Chatuchak, Bangkok 10900,
Thailand
Tel. (66) 0 2579 1121-30 ext. 5219, 5225, 5217
Fax. (66) 0 2579 8592
E-mail : sumalee@tistr.or.th

THAILAND INSTITUTE OF SCIENTIFIC AND TECHNOLOGICAL RESEARCH (TISTR)

Request No. 21-67/0304

MTC No. EEL. BP. 109/0267

The reported expanded uncertainty is based upon a standard uncertainty multiplied by a coverage factor $k = 2$, providing a level of confidence of approximately 95%.

Nominal Output of Unit Under Test = 94 dB re 20 μ Pa at 1000 Hz

Acoustic Output in dB re 20 μ Pa, Corrected to Reference Conditions: 101.325 kPa, 23.0 °C and 50 %RH.

1. Sound Pressure Level

Standard Microphone Type	Measured Sound Pressure Level (dB)	Deviated value (dB)	Uncertainty (dB)	Tolerance limit IEC60942:2003 Class 2
1/2 inch Bruel&Kjaer 4180	93.85	-0.15	± 0.10	± 0.75 dB

2. Frequency

Standard Microphone Type	Measured Frequency (Hz)	Deviated value (Hz)	Uncertainty (Hz)	Tolerance limit IEC60942:2003 Class 2
1/2 inch Bruel&Kjaer 4180	999.9	-0.1	± 1.5	$\pm 2.0\%$

3. Total Distortion

Standard Microphone Type	Measured Total Distortion (%)	Uncertainty (%)	Tolerance limit IEC60942:2003 Class 2
1/2 inch Bruel&Kjaer 4180	1.65	± 0.50	$\pm 4.0\%$

Note : 1. No adjustment.


2. The calibrator pressure correction was not included.

3. The microphone volume correction was not included.

Calibrated by :



Approved by :



Director

Electrical and Electronic Standards Laboratory
Industrial Metrology and Testing Service Centre

Date of Calibration : 4 Mar. 2024

Date of Issue : 5 Mar. 2024

Ref : 2011267022200795001

End of Certificate

2 / 2

The results relate only to the items tested/calibrated or value assigned.

Advertising the Report/Certificate and publicity of the results except in full are prohibited unless written permission is obtained from the governor of TISTR.

FM.BL.MTC.002 Rev.4

Head Office

35 Mu 3 Tambon Khlong Ha, Amphoe Khlong Luang,
Changwat Pathumthani 12120, Thailand
Tel. (66) 0 2577 9000
Fax. (66) 0 2577 9009
E-mail : rumpai@tistr.or.th Website:www.tistr.or.th

Office/Laboratory

Soi 1C, Bangpoo Industrial Estate, Sukhumvit Road,
Amphoe Muang, Changwat Samutprakan 10280, Thailand
Tel. (66) 0 2323 1672-80 ext. 115, 116
Fax. (66) 0 2323 9165
E-mail : mtc@tistr.or.th

Office

196 Phahonyothin Road, Chatuchak, Bangkok 10900,
Thailand
Tel. (66) 0 2579 1121-30 ext. 5219, 5225, 5217
Fax. (66) 0 2579 8592
E-mail : sumalee@tistr.or.th




บริษัท เอส.พี.เอส. คอนซัลติ้ง เซอร์วิส จำกัด
S.P.S. CONSULTING SERVICE CO., LTD.
7 ซอยพหลโยธิน 24 ถนนพหลโยธิน แขวงจอมพล เขตจตุจักร กรุงเทพฯ 10900
7 Soi Phaholyothin 24, Phaholyothin Rd., Jompol, Chatuchak, Bangkok 10900
Tel : (662) 939-4370-72, Fax : (662) 513-4221, E-mail : sale@spscon.com., www.spscon.com

Noise R_043/24

Sound Level Meter Calibration Report

Acoustic Calibrator Data						
Brand		ACO		Number		AC 03/56
Model		2127		Serial No.		130006
Calibration Range		94 dB, 1000 Hz		Last Calibration		29 March 2023
				Due Date		29 March 2024
Calibration Data						
Sound Level Meter Data				Calibration Data		
SLM No.	Brand	Model	Serial No.	Date	Actual Reading [dB]	
					Before Adjustment	After Adjustment
ACO-B18	ACO	6236	00172048	16 January 2024	94.1	94.0
ACO-B29	ACO	6236	00182011	16 January 2024	94.1	94.0
ACO-B33	ACO	6236	00182015	16 January 2024	94.0	94.0
Acoustic Certified Value : Thailand Institute of Scientific and Technological Research (TISTR)					93.94 ± 0.10 dB	

Calibrated by :





บริษัท เอส.พี.เอส. คอนซัลติ้ง เซอร์วิส จำกัด
S.P.S. CONSULTING SERVICE CO., LTD.
7 ซอยพหลโยธิน 24 ถนนพหลโยธิน แขวงจอมพล เขตจตุจักร กรุงเทพฯ 10900
7 Soi Phaholyothin 24, Phaholyothin Rd., Jompol, Chatuchak, Bangkok 10900
Tel : (662) 939-4370-72, Fax : (662) 513-4221, E-mail : sale@spscon.com., www.spscon.com

Noise R_044/24

Sound Level Meter Calibration Report

Acoustic Calibrator Data						
Brand		ACO		Number		AC 03/56
Model		2127		Serial No.		130006
Calibration Range		94 dB, 1000 Hz		Last Calibration		29 March 2023
				Due Date		29 March 2024
Calibration Data						
Sound Level Meter Data				Calibration Data		
SLM No.	Brand	Model	Serial No.	Date	Actual Reading [dB]	
					Before Adjustment	After Adjustment
ACO-B18	ACO	6236	00172048	16 January 2024	94.1	94.0
ACO-B36	ACO	6236	00192027	16 January 2024	94.0	94.0
ACO-B41	ACO	6236	00192032	16 January 2024	94.0	94.0
Acoustic Certified Value : Thailand Institute of Scientific and Technological Research (TISTR)					93.94 ± 0.10 dB	

Calibrated by :

